


ANHEU.-BUSCH IN.STOCK TRACKING FUTURE (1ITK) - EUX/C13

2024/04/24 18:39:14		
Price	58.5006 EUR	
Difference		0.36% (0.21)

General attributes	
Symbol	1ITKC13
Exchange	Eurex
Currency	EUR
Security type	Future
Underlying	ANHEUSER-BUSCH INBEV SA
Maturity	05-2025
Contract size	100

Market data	
Bid (Bid size)	- EUR (-)
Ask (Ask size)	- EUR (-)
Open	58.5006 EUR
High	58.5006 EUR
Low	58.5006 EUR
Close (prev. day)	58.29 EUR
Underlying	ANHEUSER-BUSCH INBEV SA
Underlying price (date)	56.04 (24/04/24)
Settlement price (date)	58.50 (24/04/24)
Open Interest	0

Performance and Risk			
	6m	1Y	3Y
Perf (%)	+11.46%	-8.27%	-
Perf (abs.)	+6.02	-5.28	-
Beta	-	-	-
Volatility	20.89	20.15	-








Futures and Options	
Related Futures	-
Related Options	-



Information about previous performance does not guarantee future performance.
Source: FactSet

Price data	
Ø price 5 days Ø volume 5 days (pcs.)	57.8540 EUR (0)
Ø price 30 days Ø volume 30 days (pcs.)	57.8789 EUR (0)
Ø price 100 days Ø volume 100 days (pcs.)	59.6742 EUR (0)
Ø price 250 days Ø volume 250 days (pcs.)	56.9550 EUR (0)
YTD High date	63.0471 EUR (2024/02/08)
YTD Low date	55.9522 EUR (2024/04/17)
52 Weeks High date	63.0471 EUR (2024/02/08)
52 Weeks Low date	51.6854 EUR (2023/10/06)

Recent Research

on underlying	on sector	on market	
Date		Headline	Download
2024/04/03		Global Equity Ratings	
2024/03/13		Global Equity Ratings	
2024/02/22		Global Equity Ratings	
2024/02/14		Global Equity Ratings	
2024/01/23		Global Equity Ratings	