

## INDUSTRIA DE DIS.TE. STO.TRA. FUTURE (1IXD) - EUX/C11

2024/05/06 18:37:28

Price  
**44.0988** EURDifference  -0.35% (-0.15)

## General attributes

Symbol	1IXDC11
Exchange	Eurex
Currency	EUR
Security type	Future
Underlying	INDUSTRIA DE DISENO TEXTIL SA
Maturity	04-2025
Contract size	100

## Market data

Bid (Bid size)	- EUR (-)
Ask (Ask size)	- EUR (-)
Open	44.0988 EUR
High	44.0988 EUR
Low	44.0988 EUR
Close (prev. day)	44.2524 EUR
Underlying	INDUSTRIA DE DISENO TEXTIL SA
Underlying price (date)	43.43 (24/05/20)
Settlement price (date)	44.91 (24/05/20)
Open Interest	0

## Performance and Risk

	6m	1Y	3Y
Perf (%)	+28.07%	+34.85%	-
Perf (abs.)	+9.66	+11.40	-
Beta	-	-	-
Volatility	21.29	20.61	-

## Futures and Options

Related Futures	-
Related Options	-

5Y











Information about previous performance does not guarantee future performance.  
Source: FactSet

## Price data

Ø price 5 days   Ø volume 5 days (pcs.)	44.3898 EUR (0)
Ø price 30 days   Ø volume 30 days (pcs.)	46.2383 EUR (0)
Ø price 100 days   Ø volume 100 days (pcs.)	42.7500 EUR (0)
Ø price 250 days   Ø volume 250 days (pcs.)	38.5327 EUR (0)
YTD High   date	48.3427 EUR (2024/03/28)
YTD Low   date	38.9559 EUR (2024/01/05)
52 Weeks High   date	48.3427 EUR (2024/03/28)
52 Weeks Low   date	31.8810 EUR (2023/05/24)

## Recent Research

on underlying	on sector	on market	
Date		Headline	Download
2024/04/26		Global Equity Ratings	
2024/04/03		Global Equity Ratings	
2024/03/13		Global Equity Ratings	
2024/02/22		Global Equity Ratings	
2024/02/14		Global Equity Ratings	