

# ANHEU.-BUSCH IN.STOCK TRACKING FUTURE (1ITK) - EUX/C11

2024/07/26 18:47:32

Price  
**58.2723** EUR

Difference  0.53% (0.31)

### General attributes

Symbol	1ITKC11
Exchange	Eurex
Currency	EUR
Security type	Future
Underlying	ANHEUSER-BUSCH INBEV SA
Maturity	06-2025
Contract size	100

### Market data

Bid (Bid size)	- EUR (-)
Ask (Ask size)	- EUR (-)
Open	58.2723 EUR
High	58.2723 EUR
Low	58.2723 EUR
Close (prev. day)	57.9669 EUR
Underlying	ANHEUSER-BUSCH INBEV SA
Underlying price (date)	56.16 (24/07/26)
Settlement price (date)	58.27 (24/07/26)
Open Interest	0

### Performance and Risk

	6m	1Y	3Y
Perf (%)	-1.63%	+6.07%	-
Perf (abs.)	-0.97	+3.33	-
Beta	-	-	-
Volatility	18.07	17.82	-

### Futures and Options

Related Futures	-
Related Options	-

5Y












Information about previous performance does not guarantee future performance.  
Source: FactSet

### Price data

Ø price 5 days   Ø volume 5 days (pcs.)	58.0175 EUR (0)
Ø price 30 days   Ø volume 30 days (pcs.)	57.5665 EUR (0)
Ø price 100 days   Ø volume 100 days (pcs.)	57.6419 EUR (0)
Ø price 250 days   Ø volume 250 days (pcs.)	57.3044 EUR (0)
YTD High   date	62.7538 EUR (2024/02/08)
YTD Low   date	55.7048 EUR (2024/04/17)
52 Weeks High   date	62.7538 EUR (2024/02/08)
52 Weeks Low   date	51.3594 EUR (2023/10/06)

### Recent Research

on underlying	on sector	on market	
Date		Headline	Download
2024/07/24		Global Equity Ratings	
2024/07/12		Global Equity Ratings	
2024/06/21		Global Equity Ratings	
2024/06/14		Global Equity Ratings	
2024/05/29		Global Equity Ratings	