


# ANHEU.-BUSCH IN.STOCK TRACKING FUTURE (1ITK) - EUX/C1

2024/05/06 18:37:28

**Price**  
**55.5463** EUR

**Difference**  **-0.11% (-0.06)**

**General attributes**

Symbol	1ITKC1
Exchange	Eurex
Currency	EUR
Security type	Future
Underlying	ANHEUSER-BUSCH INBEV SA
Maturity	06-2024
Contract size	100

**Market data**

Bid (Bid size)	- EUR (-)
Ask (Ask size)	- EUR (-)
Open	55.5463 EUR
High	55.5463 EUR
Low	55.5463 EUR
Close (prev. day)	55.6047 EUR
Underlying	ANHEUSER-BUSCH INBEV SA
Underlying price (date)	57.62 (24/05/31)
Settlement price (date)	57.75 (24/05/31)
Open Interest	0

**Performance and Risk**

	6m	1Y	3Y
Perf (%)	+1.16%	-5.52%	-
Perf (abs.)	+0.64	-3.24	-
Beta	-	-	-
Volatility	16.08	18.24	-

**Futures and Options**

Related Futures	-
Related Options	-





Information about previous performance does not guarantee future performance.  
 Source: FactSet

**Price data**

Ø price 5 days   Ø volume 5 days (pcs.)	56.0759 EUR (0)
Ø price 30 days   Ø volume 30 days (pcs.)	55.6338 EUR (0)
Ø price 100 days   Ø volume 100 days (pcs.)	57.2512 EUR (0)
Ø price 250 days   Ø volume 250 days (pcs.)	54.6321 EUR (0)
YTD High   date	60.7029 EUR (2024/02/08)
YTD Low   date	53.8718 EUR (2024/04/17)
52 Weeks High   date	60.7029 EUR (2024/02/08)
52 Weeks Low   date	49.5214 EUR (2023/10/06)

**Recent Research**

on underlying	on sector	on market	
Date		Headline	Download
2024/05/29		Global Equity Ratings	
2024/04/26		Global Equity Ratings	
2024/04/03		Global Equity Ratings	
2024/03/13		Global Equity Ratings	
2024/02/22		Global Equity Ratings	