

# ESSILORLUX. SA STOCK TRACKING FUTURE (1EFX) - EUX/C1

2024/04/30 18:48:16

**Price**  
**201.7033** EUR

**Difference**  **-0.41% (-0.83)**

### General attributes

Symbol	1EFXC1
Exchange	Eurex
Currency	EUR
Security type	Future
Underlying	ESSILORLUXOTTICA
Maturity	06-2024
Contract size	100

### Market data

Bid (Bid size)	- EUR (-)
Ask (Ask size)	- EUR (-)
Open	201.7033 EUR
High	201.7033 EUR
Low	201.7033 EUR
Close (prev. day)	202.5293 EUR
Underlying	ESSILORLUXOTTICA
Underlying price (date)	209.30 (24/05/21)
Settlement price (date)	209.99 (24/05/21)
Open Interest	0

### Performance and Risk

	6m	1Y	3Y
Perf (%)	+14.91%	+7.91%	-
Perf (abs.)	+25.77	+14.56	-
Beta	-	-	-
Volatility	15.10	17.84	-

### Futures and Options

Related Futures	-
Related Options	-

5Y











Information about previous performance does not guarantee future performance.  
Source: FactSet

### Price data

Ø price 5 days   Ø volume 5 days (pcs.)	201.5354 EUR (0)
Ø price 30 days   Ø volume 30 days (pcs.)	205.2569 EUR (0)
Ø price 100 days   Ø volume 100 days (pcs.)	193.6151 EUR (0)
Ø price 250 days   Ø volume 250 days (pcs.)	181.3280 EUR (0)
YTD High   date	211.3714 EUR (2024/03/27)
YTD Low   date	175.4778 EUR (2024/01/17)
52 Weeks High   date	211.3714 EUR (2024/03/27)
52 Weeks Low   date	162.1583 EUR (2023/10/19)

### Recent Research

on sector	on market		
Date		Headline	Download
2024/04/26		Global Equity Ratings	
2024/04/03		Global Equity Ratings	
2024/03/13		Global Equity Ratings	
2024/02/22		Global Equity Ratings	
2024/02/14		Global Equity Ratings	