

ESSILORLUX. SA STOCK TRACKING FUTURE (1EFX) - EUX/C13

2024/07/16 19:13:05

Price
206.9777 EUR

Difference  -0.46% (-0.95)

General attributes

Symbol	1EFXC13
Exchange	Eurex
Currency	EUR
Security type	Future
Underlying	ESSILORLUXOTTICA
Maturity	07-2025
Contract size	100

Market data

Bid (Bid size)	- EUR (-)
Ask (Ask size)	- EUR (-)
Open	206.9777 EUR
High	206.9777 EUR
Low	206.9777 EUR
Close (prev. day)	207.9319 EUR
Underlying	ESSILORLUXOTTICA
Underlying price (date)	189.85 (24/07/17)
Settlement price (date)	206.98 (24/07/16)
Open Interest	0

Performance and Risk

	6m	1Y	3Y
Perf (%)	+12.90%	+12.59%	-
Perf (abs.)	+23.65	+23.14	-
Beta	-	-	-
Volatility	20.33	18.83	-

Futures and Options

Related Futures	-
Related Options	-

5Y












Information about previous performance does not guarantee future performance.
Source: FactSet

Price data

Ø price 5 days Ø volume 5 days (pcs.)	208.0471 EUR (0)
Ø price 30 days Ø volume 30 days (pcs.)	211.0163 EUR (0)
Ø price 100 days Ø volume 100 days (pcs.)	211.9980 EUR (0)
Ø price 250 days Ø volume 250 days (pcs.)	192.1524 EUR (0)
YTD High date	220.1876 EUR (2024/03/18)
YTD Low date	182.1753 EUR (2024/01/17)
52 Weeks High date	220.1876 EUR (2024/03/18)
52 Weeks Low date	169.3108 EUR (2023/10/19)

Recent Research

on sector		on market	
Date		Headline	Download
2024/07/12		Global Equity Ratings	
2024/06/21		Global Equity Ratings	
2024/06/14		Global Equity Ratings	
2024/05/29		Global Equity Ratings	
2024/04/26		Global Equity Ratings	