

# ANHEU.-BUSCH IN.STOCK TRACKING FUTURE (1ITK) - EUX/C12

2024/04/16 18:50:29

**Price**  
**55.8386** EUR

**Difference**  **-1.70% (-0.96)**

**General attributes**

Symbol	1ITKC12
Exchange	Eurex
Currency	EUR
Security type	Future
Underlying	ANHEUSER-BUSCH INBEV SA
Maturity	03-2025
Contract size	100

**Market data**

Bid (Bid size)	- EUR (-)
Ask (Ask size)	- EUR (-)
Open	55.8386 EUR
High	55.8386 EUR
Low	55.8386 EUR
Close (prev. day)	56.8023 EUR
Underlying	ANHEUSER-BUSCH INBEV SA
Underlying price (date)	53.86 (24/04/16)
Settlement price (date)	55.84 (24/04/16)
Open Interest	0

**Performance and Risk**

	6m	1Y	3Y
Perf (%)	+7.27%	-6.60%	-
Perf (abs.)	+3.85	-4.01	-
Beta	-	-	-
Volatility	17.87	18.44	-

**Futures and Options**

Related Futures	-
Related Options	-







Information about previous performance does not guarantee future performance.  
 Source: FactSet

**Price data**

Ø price 5 days   Ø volume 5 days (pcs.)	57.4125 EUR (0)
Ø price 30 days   Ø volume 30 days (pcs.)	57.9558 EUR (0)
Ø price 100 days   Ø volume 100 days (pcs.)	59.6627 EUR (0)
Ø price 250 days   Ø volume 250 days (pcs.)	56.8860 EUR (0)
YTD High   date	62.8864 EUR (2024/02/08)
YTD Low   date	56.8023 EUR (2024/04/15)
52 Weeks High   date	62.8864 EUR (2024/02/08)
52 Weeks Low   date	51.5421 EUR (2023/10/06)

**Recent Research**

on underlying	on sector	on market	
Date		Headline	Download
2024/04/03		Global Equity Ratings	
2024/03/13		Global Equity Ratings	
2024/02/22		Global Equity Ratings	
2024/02/14		Global Equity Ratings	
2024/01/23		Global Equity Ratings	