

# COVESTRO AG FUTURE (1COF) - EUX/C13

2024/10/18 19:06:59

Price  
**59.5215** EUR

Difference  0.15% (0.09)

### General attributes

Symbol	1COFC13
Exchange	Eurex
Currency	EUR
Security type	Future
Underlying	COVESTRO AG
Maturity	12-2025
Contract size	100

### Market data

Bid (Bid size)	- EUR (-)
Ask (Ask size)	- EUR (-)
Open	59.5215 EUR
High	59.5215 EUR
Low	59.5215 EUR
Close (prev. day)	59.4329 EUR
Underlying	COVESTRO AG
Underlying price (date)	58.44 (24/10/18)
Settlement price (date)	59.76 (24/10/18)
Open Interest	0

### Performance and Risk

	6m	1Y	3Y
Perf (%)	+16.39%	+22.60%	-
Perf (abs.)	+8.38	+10.97	-
Beta	-	-	-
Volatility	22.18	22.71	-

### Futures and Options

Related Futures	-
Related Options	-












5Y

Information about previous performance does not guarantee future performance.  
Source: FactSet

### Price data

Ø price 5 days   Ø volume 5 days (pcs.)	59.5080 EUR (0)
Ø price 30 days   Ø volume 30 days (pcs.)	57.8216 EUR (0)
Ø price 100 days   Ø volume 100 days (pcs.)	56.2677 EUR (0)
Ø price 250 days   Ø volume 250 days (pcs.)	52.9051 EUR (0)
YTD High   date	59.6501 EUR (2024/10/03)
YTD Low   date	48.1240 EUR (2024/04/30)
52 Weeks High   date	59.6501 EUR (2024/10/03)
52 Weeks Low   date	13.8664 EUR (2023/12/14)

### Recent Research

on sector		on market	
Date		Headline	Download
2024/09/27		Global Equity Ratings	
2024/09/11		Global Equity Ratings	
2024/09/05		Global Equity Ratings	
2024/08/12		Global Equity Ratings	
2024/07/24		Global Equity Ratings	