

ESSILORLUX. SA STOCK TRACKING FUTURE (1EFX) - EUX/C10

2024/05/06 18:33:48

Price
204.3561 EUR

Difference  **-2.03% (-4.22)**

General attributes

Symbol	1EFXC10
Exchange	Eurex
Currency	EUR
Security type	Future
Underlying	ESSILORLUXOTTICA
Maturity	02-2025
Contract size	100

Market data

Bid (Bid size)	- EUR (-)
Ask (Ask size)	- EUR (-)
Open	204.3561 EUR
High	204.3561 EUR
Low	204.3561 EUR
Close (prev. day)	208.5804 EUR
Underlying	ESSILORLUXOTTICA
Underlying price (date)	205.60 (24/05/09)
Settlement price (date)	211.72 (24/05/09)
Open Interest	0

Performance and Risk

	6m	1Y	3Y
Perf (%)	+19.00%	+11.98%	-
Perf (abs.)	+33.12	+22.20	-
Beta	-	-	-
Volatility	15.12	17.73	-

Futures and Options

Related Futures	-
Related Options	-












5Y

Information about previous performance does not guarantee future performance.
Source: FactSet

Price data

Ø price 5 days Ø volume 5 days (pcs.)	209.1667 EUR (0)
Ø price 30 days Ø volume 30 days (pcs.)	212.3845 EUR (0)
Ø price 100 days Ø volume 100 days (pcs.)	199.0052 EUR (0)
Ø price 250 days Ø volume 250 days (pcs.)	186.8498 EUR (0)
YTD High date	217.9342 EUR (2024/03/27)
YTD Low date	180.9500 EUR (2024/01/17)
52 Weeks High date	217.9342 EUR (2024/03/27)
52 Weeks Low date	167.7102 EUR (2023/10/19)

Recent Research

on sector		on market	
Date		Headline	Download
2024/04/26		Global Equity Ratings	
2024/04/03		Global Equity Ratings	
2024/03/13		Global Equity Ratings	
2024/02/22		Global Equity Ratings	
2024/02/14		Global Equity Ratings	