

ANZ GROUP HOLDINGS LTD.

ISIN: AU000000ANZ3 WKN: ANZ

Overview

2024/07/11 08:08:01

Price

18.196 EUR

Difference  -0.97% (-0.18)

General attributes

ISIN AU000000ANZ3

Symbol ANZ

Exchange Berlin

Currency EUR

Sector Financial

Security type Stock

Market cap (m) 55,012 EUR

Benchmark ASX ALL ORDINARIES INDEX

Market data

Bid (Bid size) 18.172 EUR (276)

Ask (Ask size) 18.366 EUR (273)

Open 18.196 EUR

High 18.196 EUR

Low 18.196 EUR

Close (prev. day) 18.374 EUR

VWAP -

Volume (pcs) 0

Trading volume 0.00

Number of trades 1

Last size 0

Futures and Options

Related Futures -

Related Options 1,304

5Y













Information about previous performance does not guarantee future performance.

Source: FactSet

Recent research

on sector

Date	Headline	Download
2024/07/11	 Akciové trhy - denní zpráva	
2024/07/10	 Akciové trhy - denní zpráva	
2024/07/09	 Akciové trhy - denní zpráva	
2024/07/08	 Akciové trhy - denní zpráva	
2024/07/04	 Akciové trhy - denní zpráva	

Details

2024/07/11 08:08:01

Price

18.196 EUR

Difference ▼ -0.97% (-0.18)

General attributes

ISIN	AU000000ANZ3
Symbol	ANZ
Exchange	Berlin
Currency	EUR
Sector	Financial
Security type	Stock
Market cap (m)	55,012 EUR
Benchmark	ASX ALL ORDINARIES INDEX

Market data

Bid (Bid size)	18.172 EUR (276)
Ask (Ask size)	18.366 EUR (273)
Open	18.196 EUR
High	18.196 EUR
Low	18.196 EUR
Close (prev. day)	18.374 EUR
VWAP	-
Volume (pcs)	0
Trading volume	0.00
Number of trades	1
Last size	0

Performance and Risk

	6m	1Y	3Y
Perf (%)	+17.03%	+30.31%	-
Perf (abs.)	+2.67	+4.27	-
Beta	0.94	0.94	0.89
Volatility	18.14	19.47	-

5Y



Information about previous performance does not guarantee future performance.
Source: FactSet

Price data

Ø price 5 days Ø volume 5 days (pcs.)	17.924 EUR (0)
Ø price 30 days Ø volume 30 days (pcs.)	17.656 EUR (0)
Ø price 100 days Ø volume 100 days (pcs.)	17.418 EUR (3)
Ø price 250 days Ø volume 250 days (pcs.)	16.147 EUR (3)
YTD High date	18.374 EUR (2024/07/10)
YTD Low date	15.400 EUR (2024/01/17)
52 Weeks High date	18.374 EUR (2024/07/10)
52 Weeks Low date	14.200 EUR (2023/08/21)

Arbitrage views

Exchange <input type="checkbox"/>	Date	Time	Price	Trading volume (mio.)	Number of trades
Tradegate	2024/07/10	22:02	18.454 EUR	0.00	1
Stuttgart	2024/07/11	08:14	18.198 EUR	0.00	1
Munich	2024/07/11	08:16	18.348 EUR	0.00	1
Frankfurt	2024/07/11	09:59	18.152 EUR	0.00	3
FINRA other OTC	2024/	15:57	20.252 USD	0.00	2

Issues	07/10					
Duesseldorf	2024/ 07/11	12:30	18.106	EUR	0.00	3
Berlin	2024/ 07/11	08:08	18.196	EUR	0.00	1
Australian Securities Exchange	2024/ 07/11	08:10	29.34	AUD	173.22	20,092

Company profile

Company Logo



Contact Details

ANZ GROUP HOLDINGS LTD.

--

Collins Street, ANZ Centre, Level 9 833 3008
Melbourne

Telefon: +61 3 8654 7682

Fax: -

E-mail: investor.relations@anz.com

Company Profile

-

Members of Management Board

Shayne Elliott Chairman of Managing Board

Antonia Watson Member of Executive Committee

Emma Gray Member of Executive Committee

Farhan Faruqui Member of Executive Committee

Gerard Florian Member of Executive Committee

Kathryn van der Merwe Member of Executive Committee

Kevin Corbally Member of Executive Committee

Maile Carnegie Member of Executive Committee

Mark Hand Member of Executive Committee

Mark Whelan Member of Executive Committee

Shane Buggle Member of Executive Committee

Board of directors

Paul O'Sullivan Chairman of Supervisory Board

Christine O'Reilly Member of Supervisory Board

Holly Kramer Member of Supervisory Board

Jeffrey Smith Member of Supervisory Board

John Macfarlane Member of Supervisory Board

Richard Gibb Member of Supervisory Board

Sarah Halton Member of Supervisory Board

Scott St. John Member of Supervisory Board