

# FACC AG (FACC) - EUX/CALL/10/20241220

2024/09/13 18:40:57

**Price**  
0.01 EUR

**Difference**  0.00% (0.00)

### General attributes

Symbol	FACC124L2010.0
Exchange	EUX
Currency	EUR
Security type	Option
Underlying	FACC AG
Type	CALL
Style	American
Strike price	10.00 EUR
Maturity	2024/12/20
Contract size	100
Settlement date	2024/09/13
Delivery date	-

### Market data

Bid (Bid size)	-
Ask (Ask size)	-
Open	0.01 EUR
High	0.01 EUR
Low	0.01 EUR
Close (prev. day)	0.01 EUR
Underlying	FACC
Underlying price (date)	0.01 (24/09/13)
Settlement price (date)	0.01 (24/09/13)
Open Interest	0

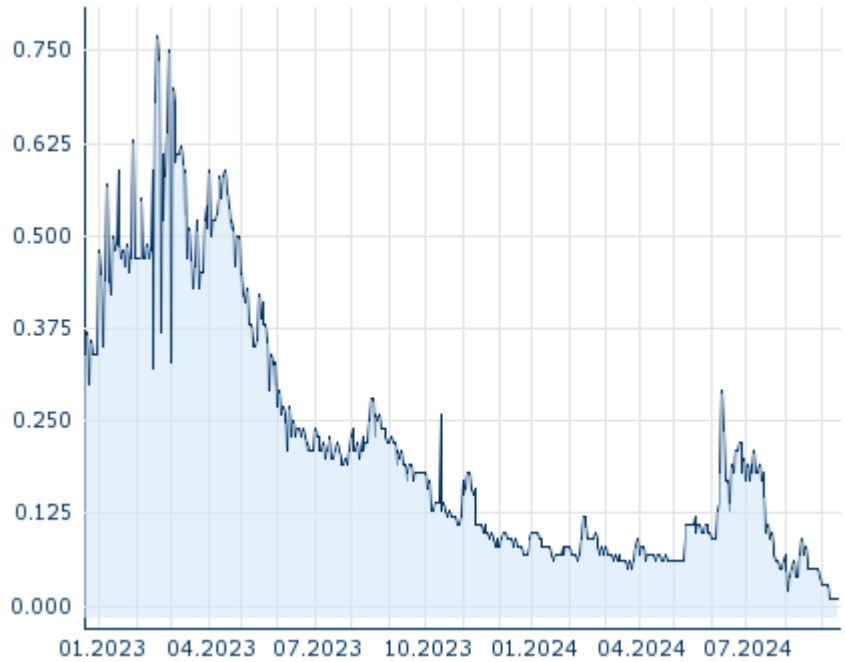
### Performance and Risk

	6m	1Y	3Y
Perf (%)	-85.71%	-94.74%	-
Perf (abs.)	-0.06	-0.18	-
Beta	-	-	-
Volatility	342.12	284.68	-

### Futures and Options

Related Futures	-
Related Options	-

5Y










Information about previous performance does not guarantee future performance.  
Source: FactSet

### Price data

Ø price 5 days   Ø volume 5 days (pcs.)	0.01 EUR (0)
Ø price 30 days   Ø volume 30 days (pcs.)	0.04 EUR (0)
Ø price 100 days   Ø volume 100 days (pcs.)	0.10 EUR (0)
Ø price 250 days   Ø volume 250 days (pcs.)	0.10 EUR (0)
YTD High   date	0.29 EUR (2024/06/11)
YTD Low   date	0.01 EUR (2024/09/06)
52 Weeks High   date	0.29 EUR (2024/06/11)
52 Weeks Low   date	0.01 EUR (2024/09/06)

### Recent research

on sector		on market	
Date		Headline	Download
2024/09/11		Global Equity Ratings	
2024/09/05		Global Equity Ratings	
2024/08/12		Global Equity Ratings	
2024/07/24		Global Equity Ratings	
2024/07/12		Global Equity Ratings	