

BRITISH POUND FUTURE (6B) - CMG/202412 (GBU) - CMG/CALL/1.03/202412

2024/07/16 21:08:28

Price
0.2627 USDDifference  0.00% (0.00)

General attributes

| | |
|-----------------|--------------------------------------------|
| Symbol | GBU24L0611.03 |
| Exchange | CMG |
| Currency | USD |
| Security type | Option |
| Underlying | BRITISH POUND FUTURE (6B) - CMG/ 202412 |
| Type | CALL |
| Style | European |
| Strike price | 1.03 USD |
| Maturity | 2024/12/06 |
| Contract size | 1 |
| Settlement date | 2024/07/16 |
| Delivery date | - |

Market data

| | |
|-------------------------|----------------------------------------------------------------------------------|
| Bid (Bid size) | 0.00 USD (0) |
| Ask (Ask size) | 0.00 USD (0) |
| Open | 0.2627 USD |
| High | 0.2627 USD |
| Low | 0.2627 USD |
| Close (prev. day) | 0.2627 USD |
| Underlying | British Pound Future (6B) - CMG/202412 British Pound Future (6B) - CMG/202412 |
| Underlying price (date) | 0.2627 (24/07/16) |
| Settlement price (date) | 0.26 (24/07/16) |
| Open Interest | - |

Performance and Risk

| | 6m | 1Y | 3Y |
|-------------|---------|--------|----|
| Perf (%) | +16.14% | +4.62% | - |
| Perf (abs.) | +0.04 | +0.01 | - |
| Beta | - | - | - |
| Volatility | 29.85 | 34.67 | - |

Futures and Options

| | |
|-----------------|---|
| Related Futures | - |
| Related Options | - |

5Y













Information about previous performance does not guarantee future performance.
Source: FactSet

Price data

| | |
|---------------------------------------------|-------------------------|
| Ø price 5 days Ø volume 5 days (pcs.) | 0.2596 USD (0) |
| Ø price 30 days Ø volume 30 days (pcs.) | 0.2424 USD (0) |
| Ø price 100 days Ø volume 100 days (pcs.) | 0.2316 USD (0) |
| Ø price 250 days Ø volume 250 days (pcs.) | 0.2213 USD (0) |
| YTD High date | 0.2646 USD (2024/07/12) |
| YTD Low date | 0.2029 USD (2024/04/22) |
| 52 Weeks High date | 0.2646 USD (2024/07/12) |
| 52 Weeks Low date | 0.1761 USD (2023/10/03) |

Recent research

| on market | | |
|------------|----------------------------------------------------------------------------------------------------------------------------------|---------------------------------------------------------------------------------------|
| Date | Headline | Download |
| 2024/07/17 |  Ranní restart |  |
| 2024/07/16 |  Ranní restart: bydlení v ČR, násilí a kabely |  |
| 2024/07/15 |  Ranní restart: atentát, sjezd a polarizace |  |
| 2024/07/15 |  Data mix in the week to come |  |
| 2024/07/12 |  Ranní restart |  |