

# VIVENDI S.A. FUTURE (TVVU) - EUX/202412

2024/07/16 19:01:51

**Price**  
11.4115 EUR

**Difference**  -0.53% (-0.06)

### General attributes

Symbol	TVVUZ24
Exchange	Eurex
Currency	EUR
Security type	Future
Underlying	VIVENDI SE
Maturity	12-2024
Contract size	100

### Market data

Bid (Bid size)	- EUR (-)
Ask (Ask size)	- EUR (-)
Open	11.4115 EUR
High	11.4115 EUR
Low	11.4115 EUR
Close (prev. day)	11.4726 EUR
Underlying	VIVENDI SE
Underlying price (date)	11.02 (24/07/16)
Settlement price (date)	11.41 (24/07/16)
Open Interest	0

### Performance and Risk

	6m	1Y	3Y
Perf (%)	+11.18%	+27.21%	-
Perf (abs.)	+1.15	+2.45	-
Beta	-	-	-
Volatility	17.04	17.37	-

### Futures and Options

Related Futures	-
Related Options	-

5Y












Information about previous performance does not guarantee future performance.  
Source: FactSet

### Price data

Ø price 5 days   Ø volume 5 days (pcs.)	11.0496 EUR (0)
Ø price 30 days   Ø volume 30 days (pcs.)	10.4058 EUR (0)
Ø price 100 days   Ø volume 100 days (pcs.)	10.3638 EUR (0)
Ø price 250 days   Ø volume 250 days (pcs.)	9.7412 EUR (0)
YTD High   date	11.4726 EUR (2024/07/15)
YTD Low   date	9.9217 EUR (2024/06/14)
52 Weeks High   date	11.4726 EUR (2024/07/15)
52 Weeks Low   date	8.5285 EUR (2023/08/18)

### Recent Research

on sector		on market	
Date		Headline	Download
2024/07/12		Global Equity Ratings	
2024/06/21		Global Equity Ratings	
2024/06/14		Global Equity Ratings	
2024/05/29		Global Equity Ratings	
2024/04/26		Global Equity Ratings	