

WIENERBERGER AG FUTURE (TWIE) - EUX/202412

2024/08/01 19:07:23

Price
32.3606 EUR
 Difference  -2.09% (-0.69)

General attributes

Symbol TWIEZ24
 Exchange Eurex
 Currency EUR
 Security type Future
 Underlying WIENERBERGER AG
 Maturity 12-2024
 Contract size 100

Market data

Bid (Bid size) - EUR (-)
 Ask (Ask size) - EUR (-)
 Open 32.3606 EUR
 High 32.3606 EUR
 Low 32.3606 EUR
 Close (prev. day) 33.0519 EUR
 Underlying WIENERBERGER AG
 Underlying price (date) 32.08 (24/08/01)
 Settlement price (date) 32.36 (24/08/01)
 Open Interest 0

Performance and Risk

	6m	1Y	3Y
Perf (%)	+4.53%	+8.35%	-
Perf (abs.)	+1.43	+2.55	-
Beta	-	-	-
Volatility	18.15	23.22	-

Futures and Options

Related Futures -
 Related Options -

5Y







Information about previous performance does not guarantee future performance.
 Source: FactSet

Price data

Ø price 5 days Ø volume 5 days (pcs.)	32.8872 EUR (0)
Ø price 30 days Ø volume 30 days (pcs.)	32.5763 EUR (0)
Ø price 100 days Ø volume 100 days (pcs.)	33.5931 EUR (0)
Ø price 250 days Ø volume 250 days (pcs.)	29.9208 EUR (0)
YTD High date	36.1213 EUR (2024/05/15)
YTD Low date	28.1815 EUR (2024/01/17)
52 Weeks High date	36.1213 EUR (2024/05/15)
52 Weeks Low date	22.7245 EUR (2023/10/26)

Recent Research

on sector		on market	
Date		Headline	Download
2024/07/24		Global Equity Ratings	
2024/07/12		Global Equity Ratings	
2024/06/21		Global Equity Ratings	
2024/06/14		Global Equity Ratings	
2024/05/29		Global Equity Ratings	