

WIENERBERGER AG FUTURE (TWIE) - EUX/202403

2023/06/02 18:31:07

Price
28.2345 EURDifference  2.18% (0.60)

General attributes

Symbol	TWIEH24
Exchange	Eurex
Currency	EUR
Security type	Future
Underlying	WIENERBERGER AG
Maturity	03-2024
Contract size	100

Market data

Bid (Bid size)	- EUR (-)
Ask (Ask size)	- EUR (-)
Open	28.2345 EUR
High	28.2345 EUR
Low	28.2345 EUR
Close (prev. day)	27.6322 EUR
Underlying	WIENERBERGER AG
Underlying price (date)	27.32 (23/06/02)
Settlement price (date)	28.23 (23/06/02)
Open Interest	0

Performance and Risk

	6m	1Y	3Y
Perf (%)	-	-	-
Perf (abs.)	-	-	-
Beta	-	-	-
Volatility	24.48	24.48	24.48

Futures and Options

Related Futures	-
Related Options	-

5Y











Information about previous performance does not guarantee future performance.
Source: FactSet

Price data

Ø price 5 days Ø volume 5 days (pcs.)	27.7128 EUR (0)
Ø price 30 days Ø volume 30 days (pcs.)	27.8823 EUR (0)
Ø price 100 days Ø volume 100 days (pcs.)	27.7257 EUR (0)
Ø price 250 days Ø volume 250 days (pcs.)	- EUR (0)
YTD High date	30.3248 EUR (2023/03/03)
YTD Low date	22.9142 EUR (2023/01/02)
52 Weeks High date	30.3248 EUR (2023/03/03)
52 Weeks Low date	22.6441 EUR (2022/12/22)

Recent Research

on sector		on market	
Date		Headline	Download
2023/06/01		Global Equity Ratings	
2023/05/24		Global Equity Ratings	
2023/05/03		Global Equity Ratings	
2023/04/25		Global Equity Ratings	
2023/03/28		Global Equity Ratings	