

KONE CORP. [NEW] FUTURE (TKC4) - EUX/202412

2024/07/26 18:44:42

Price
52.2695 EURDifference  1.29% (0.67)

General attributes

Symbol	TKC4Z24
Exchange	Eurex
Currency	EUR
Security type	Future
Underlying	KONE OYJ
Maturity	12-2024
Contract size	100

Market data

Bid (Bid size)	- EUR (-)
Ask (Ask size)	- EUR (-)
Open	52.2695 EUR
High	52.2695 EUR
Low	52.2695 EUR
Close (prev. day)	51.6035 EUR
Underlying	KONE OYJ
Underlying price (date)	46.30 (24/07/26)
Settlement price (date)	52.27 (24/07/26)
Open Interest	0

Performance and Risk

	6m	1Y	3Y
Perf (%)	+1.12%	-1.16%	-
Perf (abs.)	+0.58	-0.61	-
Beta	-	-	-
Volatility	16.54	18.32	-

Futures and Options

Related Futures	-
Related Options	-












5Y

Information about previous performance does not guarantee future performance.
Source: FactSet

Price data

Ø price 5 days Ø volume 5 days (pcs.)	52.0821 EUR (0)
Ø price 30 days Ø volume 30 days (pcs.)	52.7360 EUR (0)
Ø price 100 days Ø volume 100 days (pcs.)	52.2022 EUR (0)
Ø price 250 days Ø volume 250 days (pcs.)	49.9081 EUR (0)
YTD High date	57.4162 EUR (2024/05/16)
YTD Low date	47.9333 EUR (2024/01/19)
52 Weeks High date	57.4162 EUR (2024/05/16)
52 Weeks Low date	44.0918 EUR (2023/10/24)

Recent Research

on underlying	on sector	on market	
Date		Headline	Download
2023/10/27		Global Equity Ratings	
2023/09/29		Global Equity Ratings	
2023/09/08		Global Equity Ratings	
2023/08/22		Global Equity Ratings	
2023/08/17		Global Equity Ratings	