

KONE CORP. [NEW] FUTURE (TKC4) - EUX/202412

2024/04/25 19:19:11

Price
50.3832 EUR

Difference  -1.42% (-0.73)

General attributes

Symbol	TKC4Z24
Exchange	Eurex
Currency	EUR
Security type	Future
Underlying	KONE OYJ
Maturity	12-2024
Contract size	100

Market data

Bid (Bid size)	- EUR (-)
Ask (Ask size)	- EUR (-)
Open	50.3832 EUR
High	50.3832 EUR
Low	50.3832 EUR
Close (prev. day)	51.1086 EUR
Underlying	KONE OYJ
Underlying price (date)	44.01 (24/04/25)
Settlement price (date)	50.38 (24/04/25)
Open Interest	0

Performance and Risk

	6m	1Y	3Y
Perf (%)	+15.91%	-8.69%	-
Perf (abs.)	+7.02	-4.87	-
Beta	-	-	-
Volatility	19.27	19.81	-

Futures and Options

Related Futures	-
Related Options	-

5Y












Information about previous performance does not guarantee future performance.
Source: FactSet

Price data

Ø price 5 days Ø volume 5 days (pcs.)	49.9118 EUR (0)
Ø price 30 days Ø volume 30 days (pcs.)	49.8563 EUR (0)
Ø price 100 days Ø volume 100 days (pcs.)	49.8193 EUR (0)
Ø price 250 days Ø volume 250 days (pcs.)	50.3504 EUR (0)
YTD High date	52.3070 EUR (2024/02/21)
YTD Low date	47.9333 EUR (2024/01/19)
52 Weeks High date	59.5583 EUR (2023/05/08)
52 Weeks Low date	44.0918 EUR (2023/10/24)

Recent Research

on underlying	on sector	on market	
Date		Headline	Download
2023/10/27		Global Equity Ratings	
2023/09/29		Global Equity Ratings	
2023/09/08		Global Equity Ratings	
2023/08/22		Global Equity Ratings	
2023/08/17		Global Equity Ratings	