

# SWISS MARKET INDEX (SMI) FUTURE (FSMI) - EUX/202512

2024/07/16 18:27:27

**Price**  
**12,194.00** CHF

**Difference**  **-0.24% (-29.00)**

### General attributes

Symbol	FSMIZ25
Exchange	Eurex
Currency	CHF
Security type	Future
Underlying	SWISS MARKET INDEX
Maturity	12-2025
Contract size	1

### Market data

Bid (Bid size)	- CHF (-)
Ask (Ask size)	- CHF (-)
Open	12,194.00 CHF
High	12,194.00 CHF
Low	12,194.00 CHF
Close (prev. day)	12,223.00 CHF
Underlying	SWISS MARKET INDEX
Underlying price (date)	12,269.41 (24/07/17)
Settlement price (date)	12,194.00 (24/07/16)
Open Interest	0

### Performance and Risk

	6m	1Y	3Y
Perf (%)	+11.64%	+10.72%	-
Perf (abs.)	+1,271.00	+1,181.00	-
Beta	-	-	-
Volatility	10.39	10.43	-

### Futures and Options

Related Futures	-
Related Options	-

5Y










Information about previous performance does not guarantee future performance.  
Source: FactSet

### Price data

Ø price 5 days   Ø volume 5 days (pcs.)	12,201.00 CHF (0)
Ø price 30 days   Ø volume 30 days (pcs.)	12,071.97 CHF (0)
Ø price 100 days   Ø volume 100 days (pcs.)	11,647.68 CHF (0)
Ø price 250 days   Ø volume 250 days (pcs.)	11,125.63 CHF (0)
YTD High   date	12,309.00 CHF (2024/07/12)
YTD Low   date	10,790.00 CHF (2024/02/09)
52 Weeks High   date	12,309.00 CHF (2024/07/12)
52 Weeks Low   date	10,073.00 CHF (2023/10/27)

### Recent Research

on market		
Date	Headline	Download
2024/07/12	 Global Equity Ratings	
2024/07/03	 Global Strategy 3Q 2024	
2024/06/21	 Global Equity Ratings	
2024/05/02	 FX markets reflect uncertain interest rate outlook	
2024/03/26	 Global Strategy 2Q 2024	