

# COVIVIO S.A. FUTURE (FDRF) - EUX/202401

2023/09/22 18:40:26

Price  
**43.3116** EUR

Difference  -1.12% (-0.49)

### General attributes

Symbol	FDRFF24
Exchange	Eurex
Currency	EUR
Security type	Future
Underlying	COVIVIO SA
Maturity	01-2024
Contract size	100

### Market data

Bid (Bid size)	- EUR (-)
Ask (Ask size)	- EUR (-)
Open	43.3116 EUR
High	43.3116 EUR
Low	43.3116 EUR
Close (prev. day)	43.8026 EUR
Underlying	COVIVIO SA
Underlying price (date)	42.30 (23/09/25)
Settlement price (date)	43.31 (23/09/22)
Open Interest	0

### Performance and Risk

	6m	1Y	3Y
Perf (%)	-16.81%	-	-
Perf (abs.)	-8.75	-	-
Beta	-	-	-
Volatility	25.47	26.75	26.75

### Futures and Options

Related Futures	-
Related Options	-

5Y












Information about previous performance does not guarantee future performance.  
Source: FactSet

### Price data

Ø price 5 days   Ø volume 5 days (pcs.)	43.6623 EUR (0)
Ø price 30 days   Ø volume 30 days (pcs.)	43.5469 EUR (0)
Ø price 100 days   Ø volume 100 days (pcs.)	45.4523 EUR (0)
Ø price 250 days   Ø volume 250 days (pcs.)	- EUR (0)
YTD High   date	65.9059 EUR (2023/02/02)
YTD Low   date	40.2746 EUR (2023/08/21)
52 Weeks High   date	65.9059 EUR (2023/02/02)
52 Weeks Low   date	40.2746 EUR (2023/08/21)

### Recent Research

on sector	on market		
Date		Headline	Download
2023/09/08		Global Equity Ratings	
2023/08/22		Global Equity Ratings	
2023/08/17		Global Equity Ratings	
2023/08/09		Global Equity Ratings	
2023/07/21		Global Equity Ratings	