

# COVIVIO S.A. FUTURE (FDRF) - EUX/202401

2023/10/02 19:01:27

**Price**  
**42.5343** EUR

**Difference**  **-0.22% (-0.10)**

### General attributes

Symbol	FDRFF24
Exchange	Eurex
Currency	EUR
Security type	Future
Underlying	COVIVIO SA
Maturity	01-2024
Contract size	100

### Market data

Bid (Bid size)	- EUR (-)
Ask (Ask size)	- EUR (-)
Open	42.5343 EUR
High	42.5343 EUR
Low	42.5343 EUR
Close (prev. day)	42.6294 EUR
Underlying	COVIVIO SA
Underlying price (date)	42.02 (23/10/02)
Settlement price (date)	42.53 (23/10/02)
Open Interest	0

### Performance and Risk

	6m	1Y	3Y
Perf (%)	-18.23%	-	-
Perf (abs.)	-9.48	-	-
Beta	-	-	-
Volatility	24.57	26.64	26.64

### Futures and Options

Related Futures	-
Related Options	-












Information about previous performance does not guarantee future performance.  
Source: FactSet

### Price data

Ø price 5 days   Ø volume 5 days (pcs.)	42.1954 EUR (0)
Ø price 30 days   Ø volume 30 days (pcs.)	43.7097 EUR (0)
Ø price 100 days   Ø volume 100 days (pcs.)	44.9998 EUR (0)
Ø price 250 days   Ø volume 250 days (pcs.)	- EUR (0)
YTD High   date	65.9059 EUR (2023/02/02)
YTD Low   date	40.2746 EUR (2023/08/21)
52 Weeks High   date	65.9059 EUR (2023/02/02)
52 Weeks Low   date	40.2746 EUR (2023/08/21)

### Recent Research

on sector	on market		
Date		Headline	Download
2023/09/29		Global Equity Ratings	
2023/09/08		Global Equity Ratings	
2023/08/22		Global Equity Ratings	
2023/08/17		Global Equity Ratings	
2023/08/09		Global Equity Ratings	