

COVIVIO S.A. FUTURE (FDRF) - EUX/202401

2023/05/26 18:33:20

Price
46.7978 EUR

Difference  -0.84% (-0.40)

General attributes

Symbol	FDRFF24
Exchange	Eurex
Currency	EUR
Security type	Future
Underlying	COVIVIO SA
Maturity	01-2024
Contract size	100

Market data

Bid (Bid size)	- EUR (-)
Ask (Ask size)	- EUR (-)
Open	46.7978 EUR
High	46.7978 EUR
Low	46.7978 EUR
Close (prev. day)	47.1938 EUR
Underlying	COVIVIO SA
Underlying price (date)	45.48 (23/05/29)
Settlement price (date)	46.80 (23/05/26)
Open Interest	0

Performance and Risk

	6m	1Y	3Y
Perf (%)	-	-	-
Perf (abs.)	-	-	-
Beta	-	-	-
Volatility	28.19	28.19	28.19

Futures and Options

Related Futures	-
Related Options	-

5Y












Information about previous performance does not guarantee future performance.
Source: FactSet

Price data

Ø price 5 days Ø volume 5 days (pcs.)	48.0232 EUR (0)
Ø price 30 days Ø volume 30 days (pcs.)	50.5456 EUR (0)
Ø price 100 days Ø volume 100 days (pcs.)	56.0915 EUR (0)
Ø price 250 days Ø volume 250 days (pcs.)	- EUR (0)
YTD High date	65.9059 EUR (2023/02/02)
YTD Low date	46.7978 EUR (2023/05/26)
52 Weeks High date	65.9059 EUR (2023/02/02)
52 Weeks Low date	46.7978 EUR (2023/05/26)

Recent Research

on sector		on market	
Date		Headline	Download
2023/05/24		Global Equity Ratings	
2023/05/03		Global Equity Ratings	
2023/04/25		Global Equity Ratings	
2023/03/28		Global Equity Ratings	
2023/03/16		Global Equity Ratings	