

# ROYAL BANK OF CANADA FUTURE (RYFF) - EUX/202401

2023/06/09 18:46:42

Price  
**93.9109** USD

Difference  0.31% (0.29)

### General attributes

Symbol	RYFFF24
Exchange	Eurex
Currency	USD
Security type	Future
Underlying	ROYAL BANK OF CANADA
Maturity	01-2024
Contract size	100

### Market data

Bid (Bid size)	- USD (-)
Ask (Ask size)	- USD (-)
Open	93.9109 USD
High	93.9109 USD
Low	93.9109 USD
Close (prev. day)	93.6238 USD
Underlying	ROYAL BANK OF CANADA
Underlying price (date)	123.89 (23/06/09)
Settlement price (date)	93.91 (23/06/09)
Open Interest	0

### Performance and Risk

	6m	1Y	3Y
Perf (%)	-	-	-
Perf (abs.)	-	-	-
Beta	-	-	-
Volatility	20.20	20.20	20.20

### Futures and Options

Related Futures	-
Related Options	-

5Y












Information about previous performance does not guarantee future performance.  
Source: FactSet

### Price data

Ø price 5 days   Ø volume 5 days (pcs.)	93.1993 USD (0)
Ø price 30 days   Ø volume 30 days (pcs.)	95.5325 USD (0)
Ø price 100 days   Ø volume 100 days (pcs.)	99.2648 USD (0)
Ø price 250 days   Ø volume 250 days (pcs.)	- USD (0)
YTD High   date	106.6216 USD (2023/02/10)
YTD Low   date	89.5206 USD (2023/05/25)
52 Weeks High   date	106.6216 USD (2023/02/10)
52 Weeks Low   date	89.5206 USD (2023/05/25)

### Recent Research

on underlying		on sector	
Date		Headline	Download
2023/06/06		Global Equity Ratings	
2023/06/01		Global Equity Ratings	
2023/05/24		Global Equity Ratings	
2023/05/03		Global Equity Ratings	
2023/04/25		Global Equity Ratings	