


## DEME GROUP NV

ISIN: **BE0974413453** WKN: -

## Overview

--	
Price	-
Difference	 - (-)

## General attributes

ISIN	BE0974413453
Symbol	DEME
Exchange	FINRA other OTC Issues
Currency	USD
Sector	Energy / Commodities
Security type	Stock
Market cap (m)	4,243 EUR
Benchmark	BEL 20 INDEX


## Market data

Bid (Bid size)	-
Ask (Ask size)	-
Open	-
High	-
Low	-
Close (prev. day)	-
VWAP	-
Volume (pcs)	-
Trading volume	-
Number of trades	-
Last size	-

## Futures and Options

Related Futures	-
Related Options	-

5Y



Information about previous performance does not guarantee future performance.  
**Source:** FactSet

## Recent research

on sector		on market	
Date		Headline	Download
2024/07/29		Akciové trhy - denní zpráva	
2024/07/26		Akciové trhy - denní zpráva	
2024/07/25		Akciové trhy - denní zpráva	
2024/07/24		Global Equity Ratings	
2024/07/24		Akciové trhy - denní zpráva	

## Details

--	
Price	-
Difference	- (-)

## General attributes

ISIN	BE0974413453
Symbol	DEME
Exchange	FINRA other OTC Issues
Currency	USD
Sector	Energy / Commodities
Security type	Stock
Market cap (m)	4,243 EUR
Benchmark	BEL 20 INDEX


## Market data

Bid (Bid size)	-
Ask (Ask size)	-
Open	-
High	-
Low	-
Close (prev. day)	-
VWAP	-
Volume (pcs)	-
Trading volume	-
Number of trades	-
Last size	-

## Performance and Risk

	6m	1Y	3Y
Perf (%)	-	-	-
Perf (abs.)	-	-	-
Beta	0.66	0.81	0.60
Volatility	-	-	-

5Y



Information about previous performance does not guarantee future performance.  
Source: FactSet

## Price data

Ø price 5 days   Ø volume 5 days (pcs.)	- USD (-)
Ø price 30 days   Ø volume 30 days (pcs.)	- USD (-)
Ø price 100 days   Ø volume 100 days (pcs.)	- USD (-)
Ø price 250 days   Ø volume 250 days (pcs.)	- USD (-)
YTD High   date	- USD (-)
YTD Low   date	- USD (-)
52 Weeks High   date	- USD (-)
52 Weeks Low   date	- USD (-)

## All listings for DEME GROUP NV

Exchange	Date	Time	Price	Trading volume (mio.)	Number of trades
Tradegate	2024/07/29	22:26	168.00 EUR	0.02	3
Stuttgart	2024/07/29	08:00	167.60 EUR	0.00	3
Munich	2024/07/29	08:11	171.00 EUR	0.00	2
Frankfurt	2024/07/29	15:29	167.20 EUR	0.00	5
FINRA other OTC	-	-	-	0.00	-

Issues						
Euronext Brussels	2024/07/29	17:35	167.60 EUR	0.62		276
Duesseldorf	2024/07/29	08:11	170.40 EUR	0.00		2
Berlin	2024/07/29	08:13	171.00 EUR	0.00		3

## Company profile

### Company Logo



### Company Profile

-

### Contact Details

DEME GROUP

--

Scheldedijk 30 2070 Zwijndrecht

Telefon: +32 3 250 52 11

Fax: -

E-mail: [info.deme@deme-group.com](mailto:info.deme@deme-group.com)