

H. LUNDBECK A/S SER. A

ISIN: **DK0061804697** WKN: -

Overview

2023/02/01 17:04:58

Price

23.70 DKK

Difference  0.00% (0.00)

General attributes

ISIN DK0061804697

Symbol HLUN A

Exchange London Stock Exchange

Currency DKK

Sector Chemical / Pharmaceutical / Health

Security type Stock

Market cap (m) 898 EUR

Benchmark OMX COPENHAGEN 20

Market data

Bid (Bid size) - (0)

Ask (Ask size) - (0)

Open 23.70 DKK

High 23.70 DKK

Low 23.70 DKK

Close (prev. day) 23.70 DKK

VWAP 23.70 DKK

Volume (pcs) 184

Trading volume 4,360.80

Number of trades 1

Last size 184

Futures and Options

Related Futures 0

Related Options -

5Y

24.50

24.25

24.00

23.75

23.50

23.25

23.00

22.75











02.2023

Information about previous performance does not guarantee future performance.

Source: FactSet

Recent research

on sector

Date		Headline	Download
2024/05/29		Global Equity Ratings	
2024/04/26		Global Equity Ratings	
2024/04/03		Global Equity Ratings	
2024/03/13		Global Equity Ratings	
2024/02/22		Global Equity Ratings	

Details

2023/02/01 17:04:58

Price

23.70 DKK

Difference ➔ 0.00% (0.00)

General attributes

ISIN	DK0061804697
Symbol	HLUN A
Exchange	London Stock Exchange
Currency	DKK
Sector	Chemical / Pharmaceutical / Health
Security type	Stock
Market cap (m)	898 EUR
Benchmark	OMX COPENHAGEN 20

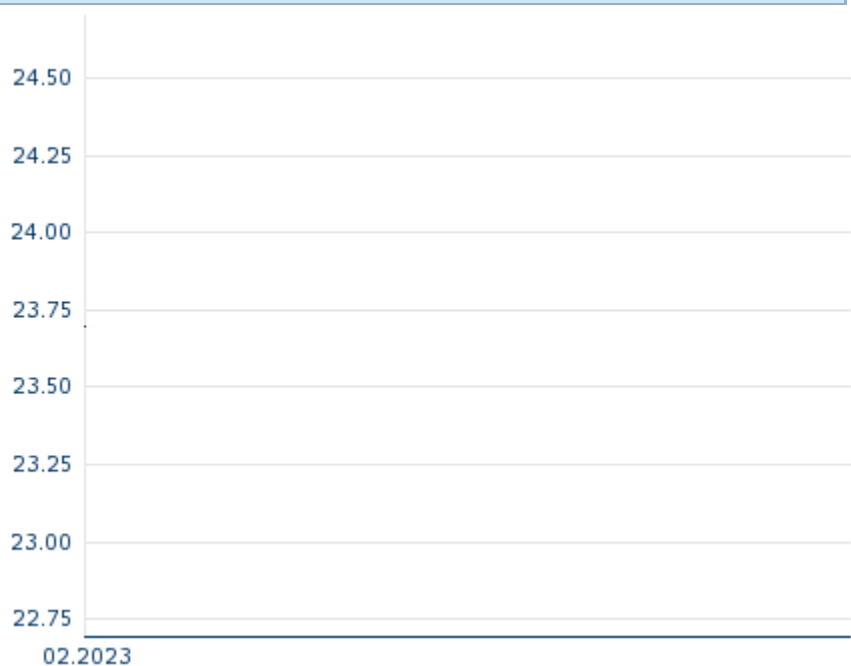
Market data

Bid (Bid size)	- (0)
Ask (Ask size)	- (0)
Open	23.70 DKK
High	23.70 DKK
Low	23.70 DKK
Close (prev. day)	23.70 DKK
VWAP	23.70 DKK
Volume (pcs)	184
Trading volume	4,360.80
Number of trades	1
Last size	184

Performance and Risk

	6m	1Y	3Y
Perf (%)	-	-	-
Perf (abs.)	-	-	-
Beta	0.28	0.51	0.46
Volatility	-	-	-

5Y



Information about previous performance does not guarantee future performance.
Source: FactSet

Price data

Ø price 5 days Ø volume 5 days (pcs.)	- DKK (-)
Ø price 30 days Ø volume 30 days (pcs.)	- DKK (5)
Ø price 100 days Ø volume 100 days (pcs.)	- DKK (4)
Ø price 250 days Ø volume 250 days (pcs.)	- DKK (20)
YTD High date	- DKK (-)
YTD Low date	- DKK (-)
52 Weeks High date	- DKK (-)
52 Weeks Low date	- DKK (-)

All listings for H. LUNDBECK A/S SER. A

Exchange ⊕	Date	Time	Price	Trading volume (mio.)	Number of trades
Vienna Stock Exchange	2024/05/31	17:32	4.51 EUR	0.00	2
Tradegate	2024/05/31	22:02	4.54 EUR	0.00	1
Stuttgart	2024/05/31	15:27	4.425 EUR	0.00	10
Nasdaq Copenhagen	2024/05/31	16:59	33.65 DKK	15.15	1,193
Munich	2024/05/31	08:15	4.305 EUR	0.00	2

	31					
London Stock Exchange	2023/02/01	17:04	23.70 DKK	0.00		1
Frankfurt	2024/05/31	17:15	4.48 EUR	0.00		8
FINRA other OTC Issues	2024/04/23	21:56	3.91 USD	0.00		2
Duesseldorf	2024/05/31	19:30	4.41 EUR	0.00		6
Berlin	2024/05/31	08:01	4.305 EUR	0.00		3

Company profile

Company Logo



Contact Details

H. LUNDBECK A/S

--

Ottiliavej 9 2500 Valby

Telefon: +45 3630 1311

Fax: -

E-mail: info@lundbeck.com

Company Profile

-

Members of Management Board

Deborah Dunsire Chairman of Managing Board

Johan Luthman Member of Executive Committee

Anders Götzsche Member of Executive Committee

Elise Hauge Member of Executive Committee

Jacob Tolstrup Member of Executive Committee

Keld Flintholm Jørgensen Member of Executive Committee

Lars Bang Member of Executive Committee

Peter Anastasiou Member of Executive Committee

Board of directors

Lars Søren Rasmussen Chairman of Supervisory Board

Dorothea Wenzel Member of Supervisory Board

Henrik Sindal Jensen Member of Supervisory Board

Jeremy Levin Member of Supervisory Board

Santiago Arroyo Member of Supervisory Board

Jeffrey Berkowitz Member of Supervisory Board

Lars Erik Holmqvist Member of Supervisory Board

Lene Skole-Sørensen Member of Supervisory Board

Ludovic Otterbein Member of Supervisory Board

Rikke Kruse Andreassen Member of Supervisory Board