

LONZA GROUP AG FUTURE (LONG) - EUX/202512

2024/09/13 18:35:21

Price
556.3026 CHF

Difference  2.24% (12.16)

General attributes

Symbol	LONGZ25
Exchange	Eurex
Currency	CHF
Security type	Future
Underlying	LONZA GROUP AG
Maturity	12-2025
Contract size	100

Market data

Bid (Bid size)	- CHF (-)
Ask (Ask size)	- CHF (-)
Open	556.3026 CHF
High	556.3026 CHF
Low	556.3026 CHF
Close (prev. day)	544.1401 CHF
Underlying	LONZA GROUP AG
Underlying price (date)	554.80 (24/09/13)
Settlement price (date)	556.30 (24/09/13)
Open Interest	0

Performance and Risk

	6m	1Y	3Y
Perf (%)	+17.14%	+11.48%	-
Perf (abs.)	+81.40	+57.28	-
Beta	-	-	-
Volatility	26.98	38.29	-

Futures and Options

Related Futures	-
Related Options	-

5Y











Information about previous performance does not guarantee future performance.
Source: FactSet

Price data

Ø price 5 days Ø volume 5 days (pcs.)	548.1751 CHF (0)
Ø price 30 days Ø volume 30 days (pcs.)	552.6803 CHF (0)
Ø price 100 days Ø volume 100 days (pcs.)	527.1285 CHF (0)
Ø price 250 days Ø volume 250 days (pcs.)	461.1029 CHF (0)
YTD High date	591.4742 CHF (2024/07/31)
YTD Low date	346.9371 CHF (2024/01/05)
52 Weeks High date	591.4742 CHF (2024/07/31)
52 Weeks Low date	315.9092 CHF (2023/10/30)

Recent Research

on sector		on market	
Date		Headline	Download
2024/09/11		Global Equity Ratings	
2024/09/05		Global Equity Ratings	
2024/08/12		Global Equity Ratings	
2024/07/24		Global Equity Ratings	
2024/07/12		Global Equity Ratings	