

SOUTHERN CO., THE FUTURE (SOFF) - EUX/202512

2024/04/23 18:25:04

Price
75.0229 USDDifference  1.82% (1.34)

General attributes

Symbol	SOFFZ25
Exchange	Eurex
Currency	USD
Security type	Future
Underlying	SOUTHERN CO.
Maturity	12-2025
Contract size	100

Market data

Bid (Bid size)	- USD (-)
Ask (Ask size)	- USD (-)
Open	75.0229 USD
High	75.0229 USD
Low	75.0229 USD
Close (prev. day)	73.6815 USD
Underlying	SOUTHERN CO.
Underlying price (date)	73.25 (24/04/23)
Settlement price (date)	75.02 (24/04/23)
Open Interest	0

Performance and Risk

	6m	1Y	3Y
Perf (%)	+11.68%	+1.73%	-
Perf (abs.)	+7.85	+1.28	-
Beta	-	-	-
Volatility	17.99	18.82	-

Futures and Options

Related Futures	-
Related Options	-

5Y

















Information about previous performance does not guarantee future performance.
Source: FactSet

Price data

Ø price 5 days Ø volume 5 days (pcs.)	72.5423 USD (0)
Ø price 30 days Ø volume 30 days (pcs.)	71.1985 USD (0)
Ø price 100 days Ø volume 100 days (pcs.)	70.2610 USD (0)
Ø price 250 days Ø volume 250 days (pcs.)	70.4929 USD (0)
YTD High date	75.0229 USD (2024/04/23)
YTD Low date	66.5328 USD (2024/02/28)
52 Weeks High date	75.2024 USD (2023/07/26)
52 Weeks Low date	63.0291 USD (2023/10/02)

Recent Research

on underlying		on sector		on market	
Date				Headline	Download
2024/04/03				Global Equity Ratings	
2024/03/13				Global Equity Ratings	
2024/02/22				Global Equity Ratings	
2024/02/14				Global Equity Ratings	
2024/01/23				Global Equity Ratings	