

# VISA INC. FUTURE (VISG) - EUX/202512

2024/09/17 18:46:21

Price  
**305.2163** USD

Difference  1.19% (3.59)

### General attributes

Symbol	VISGZ25
Exchange	Eurex
Currency	USD
Security type	Future
Underlying	VISA INC.
Maturity	12-2025
Contract size	100

### Market data

Bid (Bid size)	- USD (-)
Ask (Ask size)	- USD (-)
Open	305.2163 USD
High	305.2163 USD
Low	305.2163 USD
Close (prev. day)	301.6256 USD
Underlying	VISA INC.
Underlying price (date)	289.28 (24/09/18)
Settlement price (date)	305.22 (24/09/17)
Open Interest	0

### Performance and Risk

	6m	1Y	3Y
Perf (%)	-0.08%	+13.73%	-
Perf (abs.)	-0.24	+36.86	-
Beta	-	-	-
Volatility	16.38	15.76	-

### Futures and Options

Related Futures	-
Related Options	-

5Y












Information about previous performance does not guarantee future performance.  
Source: FactSet

### Price data

Ø price 5 days   Ø volume 5 days (pcs.)	299.1338 USD (0)
Ø price 30 days   Ø volume 30 days (pcs.)	286.0056 USD (0)
Ø price 100 days   Ø volume 100 days (pcs.)	287.7228 USD (0)
Ø price 250 days   Ø volume 250 days (pcs.)	285.5939 USD (0)
YTD High   date	312.8348 USD (2024/03/21)
YTD Low   date	268.7465 USD (2024/07/24)
52 Weeks High   date	312.8348 USD (2024/03/21)
52 Weeks Low   date	252.7688 USD (2023/10/03)

### Recent Research

on underlying	on sector	on market	
Date		Headline	Download
2024/09/11		Global Equity Ratings	
2024/09/05		Global Equity Ratings	
2024/08/12		Global Equity Ratings	
2024/07/24		Global Equity Ratings	
2024/07/12		Global Equity Ratings	