

UBER TECHNOLOGIES INC. FUTURE (UBRF) - EUX/202512

2024/09/18 18:41:37

Price
76.6013 USD

Difference  **-0.72% (-0.56)**

General attributes

Symbol	UBRFZ25
Exchange	Eurex
Currency	USD
Security type	Future
Underlying	UBER TECHNOLOGIES INC.
Maturity	12-2025
Contract size	100

Market data

Bid (Bid size)	- USD (-)
Ask (Ask size)	- USD (-)
Open	76.6013 USD
High	76.6013 USD
Low	76.6013 USD
Close (prev. day)	77.1567 USD
Underlying	UBER TECHNOLOGIES INC.
Underlying price (date)	73.375 (24/09/18)
Settlement price (date)	76.60 (24/09/18)
Open Interest	0

Performance and Risk

	6m	1Y	3Y
Perf (%)	-7.82%	+43.78%	-
Perf (abs.)	-6.55	+23.49	-
Beta	-	-	-
Volatility	40.98	39.31	-

Futures and Options

Related Futures	-
Related Options	-

5Y











Information about previous performance does not guarantee future performance.
Source: FactSet

Price data

Ø price 5 days Ø volume 5 days (pcs.)	74.3646 USD (0)
Ø price 30 days Ø volume 30 days (pcs.)	75.3902 USD (0)
Ø price 100 days Ø volume 100 days (pcs.)	73.6599 USD (0)
Ø price 250 days Ø volume 250 days (pcs.)	70.9403 USD (0)
YTD High date	88.3204 USD (2024/03/04)
YTD Low date	61.1549 USD (2024/08/05)
52 Weeks High date	88.3204 USD (2024/03/04)
52 Weeks Low date	45.3023 USD (2023/10/26)

Recent Research

on underlying	on sector	on market	
Date		Headline	Download
2024/09/11		Global Equity Ratings	
2024/09/05		Global Equity Ratings	
2024/08/12		Global Equity Ratings	
2024/07/24		Global Equity Ratings	
2024/07/12		Global Equity Ratings	