

UNITED AIRLINES HOLDINGS INC. FUTURE (UALF) - EUX/202512

2024/07/16 18:51:10

Price
49.519 USD

Difference  3.49% (1.67)

General attributes

Symbol	UALFZ25
Exchange	Eurex
Currency	USD
Security type	Future
Underlying	UNITED AIRLINES HOLDINGS INC.
Maturity	12-2025
Contract size	100

Market data

Bid (Bid size)	- USD (-)
Ask (Ask size)	- USD (-)
Open	49.519 USD
High	49.519 USD
Low	49.519 USD
Close (prev. day)	47.8487 USD
Underlying	UNITED AIRLINES HOLDINGS INC.
Underlying price (date)	47.07 (24/07/16)
Settlement price (date)	49.52 (24/07/16)
Open Interest	0

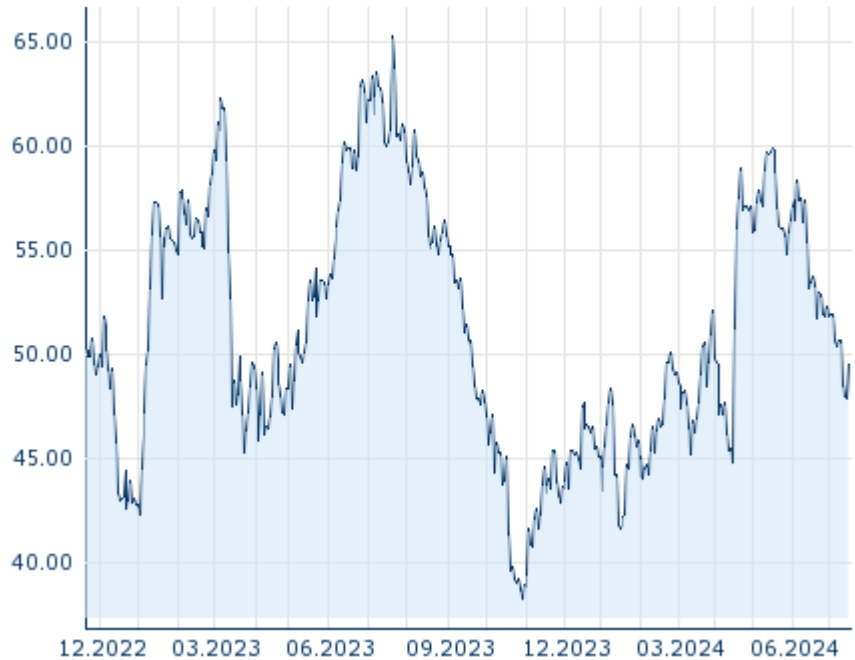
Performance and Risk

	6m	1Y	3Y
Perf (%)	+18.48%	-17.77%	-
Perf (abs.)	+7.72	-10.70	-
Beta	-	-	-
Volatility	38.32	37.46	-

Futures and Options

Related Futures	-
Related Options	-

5Y












Information about previous performance does not guarantee future performance.
Source: FactSet

Price data

Ø price 5 days Ø volume 5 days (pcs.)	48.923 USD (0)
Ø price 30 days Ø volume 30 days (pcs.)	52.804 USD (0)
Ø price 100 days Ø volume 100 days (pcs.)	52.622 USD (0)
Ø price 250 days Ø volume 250 days (pcs.)	49.734 USD (0)
YTD High date	59.943 USD (2024/05/17)
YTD Low date	41.637 USD (2024/01/17)
52 Weeks High date	65.283 USD (2023/07/21)
52 Weeks Low date	38.283 USD (2023/10/30)

Recent Research

on sector		on market	
Date		Headline	Download
2024/07/12		Global Equity Ratings	
2024/06/21		Global Equity Ratings	
2024/06/14		Global Equity Ratings	
2024/05/29		Global Equity Ratings	
2024/04/26		Global Equity Ratings	