

# TEXAS INSTRUMENTS INC. FUTURE (TXNF) - EUX/202512

2024/08/15 18:48:40

Price  
**207.176** USD

Difference  3.40% (6.82)

### General attributes

Symbol	TXNFZ25
Exchange	Eurex
Currency	USD
Security type	Future
Underlying	TEXAS INSTRUMENTS INC
Maturity	12-2025
Contract size	100

### Market data

Bid (Bid size)	- USD (-)
Ask (Ask size)	- USD (-)
Open	207.176 USD
High	207.176 USD
Low	207.176 USD
Close (prev. day)	200.3547 USD
Underlying	TEXAS INSTRUMENTS INC
Underlying price (date)	198.9575 (24/08/16)
Settlement price (date)	207.18 (24/08/15)
Open Interest	0

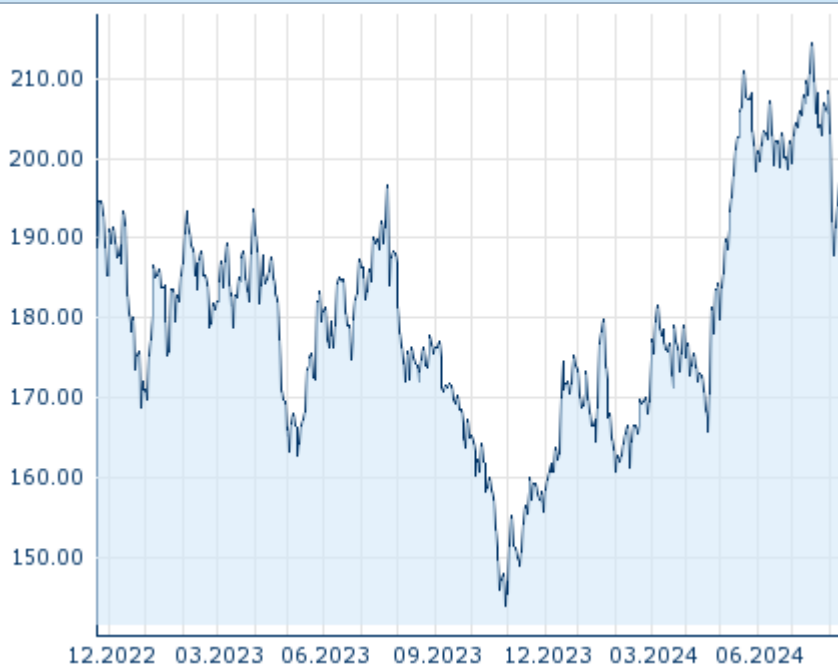
### Performance and Risk

	6m	1Y	3Y
Perf (%)	+25.90%	+18.31%	-
Perf (abs.)	+42.62	+32.06	-
Beta	-	-	-
Volatility	25.58	24.35	-

### Futures and Options

Related Futures	-
Related Options	-

5Y









Information about previous performance does not guarantee future performance.  
Source: FactSet

### Price data

Ø price 5 days   Ø volume 5 days (pcs.)	199.717 USD (0)
Ø price 30 days   Ø volume 30 days (pcs.)	203.338 USD (0)
Ø price 100 days   Ø volume 100 days (pcs.)	195.106 USD (0)
Ø price 250 days   Ø volume 250 days (pcs.)	177.568 USD (0)
YTD High   date	214.476 USD (2024/07/17)
YTD Low   date	160.780 USD (2024/02/01)
52 Weeks High   date	214.476 USD (2024/07/17)
52 Weeks Low   date	143.921 USD (2023/10/30)

### Recent Research

on sector		on market	
Date		Headline	Download
2024/08/16		Akciové trhy - denní zpráva	
2024/08/15		Akciové trhy - denní zpráva	
2024/08/14		Akciové trhy - denní zpráva	
2024/08/13		Akciové trhy - denní zpráva	
2024/08/12		Global Equity Ratings	