

ROYAL CARRIBEAN CRUISES GROUP FUTURE (RCLF) - EUX/202512

2024/10/18 19:07:25

Price
207.9061 USD

Difference  -2.02% (-4.28)

General attributes

Symbol	RCLFZ25
Exchange	Eurex
Currency	USD
Security type	Future
Underlying	ROYAL CARIBBEAN CRUISES LTD
Maturity	12-2025
Contract size	100

Market data

Bid (Bid size)	- USD (-)
Ask (Ask size)	- USD (-)
Open	207.9061 USD
High	207.9061 USD
Low	207.9061 USD
Close (prev. day)	212.1879 USD
Underlying	ROYAL CARIBBEAN CRUISES LTD
Underlying price (date)	199.94 (24/10/18)
Settlement price (date)	207.91 (24/10/18)
Open Interest	0

Performance and Risk

	6m	1Y	3Y
Perf (%)	+49.72%	+130.64%	-
Perf (abs.)	+69.04	+117.76	-
Beta	-	-	-
Volatility	36.25	34.25	-

Futures and Options

Related Futures	-
Related Options	-













Information about previous performance does not guarantee future performance.
Source: FactSet

Price data

Ø price 5 days Ø volume 5 days (pcs.)	209.1717 USD (0)
Ø price 30 days Ø volume 30 days (pcs.)	186.4989 USD (0)
Ø price 100 days Ø volume 100 days (pcs.)	172.0714 USD (0)
Ø price 250 days Ø volume 250 days (pcs.)	148.2498 USD (0)
YTD High date	212.1879 USD (2024/10/17)
YTD Low date	121.9401 USD (2024/02/20)
52 Weeks High date	212.1879 USD (2024/10/17)
52 Weeks Low date	85.8831 USD (2023/10/20)

Recent Research

on sector		on market	
Date		Headline	Download
2024/09/27		Global Equity Ratings	
2024/09/11		Global Equity Ratings	
2024/09/05		Global Equity Ratings	
2024/08/12		Global Equity Ratings	
2024/07/24		Global Equity Ratings	

5Y