

NETFLIX INC. FUTURE (NTFF) - EUX/202512

2024/04/25 18:47:10

Price
608.8534 USDDifference  0.89% (5.38)

General attributes

| | |
|---------------|-------------|
| Symbol | NTFFZ25 |
| Exchange | Eurex |
| Currency | USD |
| Security type | Future |
| Underlying | NETFLIX INC |
| Maturity | 12-2025 |
| Contract size | 100 |

Market data

| | |
|-------------------------|--------------------|
| Bid (Bid size) | - USD (-) |
| Ask (Ask size) | - USD (-) |
| Open | 608.8534 USD |
| High | 608.8534 USD |
| Low | 608.8534 USD |
| Close (prev. day) | 603.4781 USD |
| Underlying | NETFLIX INC |
| Underlying price (date) | 555.985 (24/04/26) |
| Settlement price (date) | 608.85 (24/04/25) |
| Open Interest | 0 |

Performance and Risk

| | 6m | 1Y | 3Y |
|-------------|---------|---------|----|
| Perf (%) | +31.56% | +69.58% | - |
| Perf (abs.) | +146.07 | +249.82 | - |
| Beta | - | - | - |
| Volatility | 31.49 | 36.34 | - |

Futures and Options











| | |
|-----------------|---|
| Related Futures | - |
| Related Options | - |



Price data

| | |
|---|---------------------------|
| Ø price 5 days Ø volume 5 days (pcs.) | 609.6950 USD (0) |
| Ø price 30 days Ø volume 30 days (pcs.) | 664.7506 USD (0) |
| Ø price 100 days Ø volume 100 days (pcs.) | 603.5561 USD (0) |
| Ø price 250 days Ø volume 250 days (pcs.) | 519.6319 USD (0) |
| YTD High date | 689.1145 USD (2024/04/04) |
| YTD Low date | 513.9756 USD (2024/01/03) |
| 52 Weeks High date | 689.1145 USD (2024/04/04) |
| 52 Weeks Low date | 167.5835 USD (2023/12/14) |

Recent Research

| on underlying | on sector | on market | |
|---------------|---|-----------------------|---|
| Date | | Headline | Download |
| 2024/04/26 |  | Global Equity Ratings |  |
| 2024/04/03 |  | Global Equity Ratings |  |
| 2024/03/13 |  | Global Equity Ratings |  |
| 2024/02/22 |  | Global Equity Ratings |  |
| 2024/02/14 |  | Global Equity Ratings |  |