

## NETFLIX INC. FUTURE (NTFF) - EUX/202512

2024/04/19 18:42:20

Price  
**610.8806** USDDifference  -9.15% (-61.52)

## General attributes

Symbol	NTFFZ25
Exchange	Eurex
Currency	USD
Security type	Future
Underlying	NETFLIX INC
Maturity	12-2025
Contract size	100

## Market data

Bid (Bid size)	- USD (-)
Ask (Ask size)	- USD (-)
Open	610.8806 USD
High	610.8806 USD
Low	610.8806 USD
Close (prev. day)	672.4055 USD
Underlying	NETFLIX INC
Underlying price (date)	555.04 (24/04/19)
Settlement price (date)	610.88 (24/04/19)
Open Interest	0

## Performance and Risk

	6m	1Y	3Y
Perf (%)	+35.78%	+69.63%	-
Perf (abs.)	+160.97	+250.76	-
Beta	-	-	-
Volatility	31.02	36.18	-

## Futures and Options










Related Futures	-
Related Options	-



## Price data

Ø price 5 days   Ø volume 5 days (pcs.)	660.8718 USD (0)
Ø price 30 days   Ø volume 30 days (pcs.)	671.4705 USD (0)
Ø price 100 days   Ø volume 100 days (pcs.)	600.2309 USD (0)
Ø price 250 days   Ø volume 250 days (pcs.)	515.5827 USD (0)
YTD High   date	689.1145 USD (2024/04/04)
YTD Low   date	513.9756 USD (2024/01/03)
52 Weeks High   date	689.1145 USD (2024/04/04)
52 Weeks Low   date	167.5835 USD (2023/12/14)

## Recent Research

on underlying	on sector	on market	
Date		Headline	Download
2024/04/03		Global Equity Ratings	
2024/03/13		Global Equity Ratings	
2024/02/22		Global Equity Ratings	
2024/02/14		Global Equity Ratings	
2024/01/23		Global Equity Ratings	