

NETFLIX INC. FUTURE (NTFF) - EUX/202512

2023/06/01 18:50:52

Price
447.2935 USDDifference  1.76% (7.72)

General attributes

Symbol	NTFFZ25
Exchange	Eurex
Currency	USD
Security type	Future
Underlying	NETFLIX INC
Maturity	12-2025
Contract size	100

Market data

Bid (Bid size)	- USD (-)
Ask (Ask size)	- USD (-)
Open	447.2935 USD
High	447.2935 USD
Low	447.2935 USD
Close (prev. day)	439.5762 USD
Underlying	NETFLIX INC
Underlying price (date)	403.13 (23/06/01)
Settlement price (date)	447.29 (23/06/01)
Open Interest	0

Performance and Risk

	6m	1Y	3Y
Perf (%)	+24.38%	-	-
Perf (abs.)	+87.67	-	-
Beta	-	-	-
Volatility	43.30	44.03	44.03

Futures and Options

Related Futures	-
Related Options	-











Information about previous performance does not guarantee future performance.
Source: FactSet

Price data

Ø price 5 days Ø volume 5 days (pcs.)	432.6040 USD (0)
Ø price 30 days Ø volume 30 days (pcs.)	384.4598 USD (0)
Ø price 100 days Ø volume 100 days (pcs.)	378.8464 USD (0)
Ø price 250 days Ø volume 250 days (pcs.)	- USD (0)
YTD High date	447.2935 USD (2023/06/01)
YTD Low date	329.9272 USD (2023/01/02)
52 Weeks High date	447.2935 USD (2023/06/01)
52 Weeks Low date	312.7170 USD (2022/12/28)

Recent Research

on underlying	on sector	on market	
Date		Headline	Download
2023/06/01		Global Equity Ratings	
2023/05/24		Global Equity Ratings	
2023/05/03		Global Equity Ratings	
2023/04/25		Global Equity Ratings	
2023/03/28		Global Equity Ratings	