

NORFOLK SOUTHERN CORP. FUTURE (NSCF) - EUX/202512

2024/08/16 19:01:45

Price
248.167 USD

Difference  -0.72% (-1.80)

General attributes

Symbol	NSCFZ25
Exchange	Eurex
Currency	USD
Security type	Future
Underlying	NORFOLK SOUTHERN CORP
Maturity	12-2025
Contract size	100

Market data

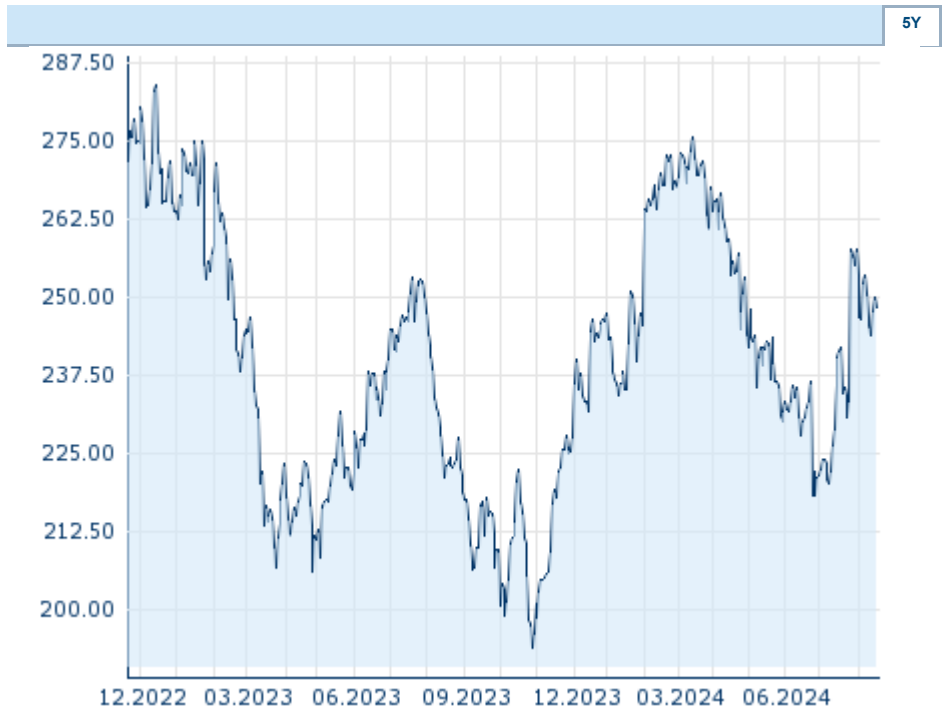
Bid (Bid size)	- USD (-)
Ask (Ask size)	- USD (-)
Open	248.167 USD
High	248.167 USD
Low	248.167 USD
Close (prev. day)	249.9625 USD
Underlying	NORFOLK SOUTHERN CORP
Underlying price (date)	240.44 (24/08/16)
Settlement price (date)	248.17 (24/08/16)
Open Interest	0

Performance and Risk

	6m	1Y	3Y
Perf (%)	-7.36%	+12.29%	-
Perf (abs.)	-19.72	+27.15	-
Beta	-	-	-
Volatility	28.16	26.70	-

Futures and Options

Related Futures	-
Related Options	-












5Y

Information about previous performance does not guarantee future performance.
Source: FactSet

Price data

Ø price 5 days Ø volume 5 days (pcs.)	247.007 USD (0)
Ø price 30 days Ø volume 30 days (pcs.)	241.881 USD (0)
Ø price 100 days Ø volume 100 days (pcs.)	241.652 USD (0)
Ø price 250 days Ø volume 250 days (pcs.)	237.560 USD (0)
YTD High date	275.642 USD (2024/03/13)
YTD Low date	218.019 USD (2024/06/25)
52 Weeks High date	275.642 USD (2024/03/13)
52 Weeks Low date	193.786 USD (2023/10/27)

Recent Research

on sector		on market	
Date		Headline	Download
2024/08/12		Global Equity Ratings	
2024/07/24		Global Equity Ratings	
2024/07/12		Global Equity Ratings	
2024/06/21		Global Equity Ratings	
2024/06/14		Global Equity Ratings	