

# MEDTRONIC PLC FUTURE (MDTF) - EUX/202512

2024/07/16 18:50:42

**Price**  
**79.2983** USD

**Difference**  **-0.16% (-0.13)**

### General attributes

Symbol	MDTFZ25
Exchange	Eurex
Currency	USD
Security type	Future
Underlying	MEDTRONIC PLC
Maturity	12-2025
Contract size	100

### Market data

Bid (Bid size)	- USD (-)
Ask (Ask size)	- USD (-)
Open	79.2983 USD
High	79.2983 USD
Low	79.2983 USD
Close (prev. day)	79.4266 USD
Underlying	MEDTRONIC PLC
Underlying price (date)	78.10 (24/07/16)
Settlement price (date)	79.30 (24/07/16)
Open Interest	0

### Performance and Risk

	6m	1Y	3Y
Perf (%)	-11.27%	-13.51%	-
Perf (abs.)	-10.07	-12.39	-
Beta	-	-	-
Volatility	16.15	18.66	-

### Futures and Options

Related Futures	-
Related Options	-











Information about previous performance does not guarantee future performance.  
Source: FactSet

### Price data

Ø price 5 days   Ø volume 5 days (pcs.)	79.4919 USD (0)
Ø price 30 days   Ø volume 30 days (pcs.)	81.6434 USD (0)
Ø price 100 days   Ø volume 100 days (pcs.)	84.5642 USD (0)
Ø price 250 days   Ø volume 250 days (pcs.)	84.1123 USD (0)
YTD High   date	91.0344 USD (2024/01/31)
YTD Low   date	78.6632 USD (2024/07/09)
52 Weeks High   date	94.3933 USD (2023/07/26)
52 Weeks Low   date	71.8384 USD (2023/11/10)

### Recent Research

on sector		on market	
Date		Headline	Download
2024/07/12		Global Equity Ratings	
2024/06/21		Global Equity Ratings	
2024/06/14		Global Equity Ratings	
2024/05/29		Global Equity Ratings	
2024/04/26		Global Equity Ratings	

5Y