

LILLY & CO., ELI FUTURE (LLYF) - EUX/202512

2024/04/19 18:42:10

Price
787.028 USDDifference  -2.83% (-22.94)

General attributes

Symbol	LLYFZ25
Exchange	Eurex
Currency	USD
Security type	Future
Underlying	ELI LILLY AND COMPANY
Maturity	12-2025
Contract size	100

Market data

Bid (Bid size)	- USD (-)
Ask (Ask size)	- USD (-)
Open	787.028 USD
High	787.028 USD
Low	787.028 USD
Close (prev. day)	809.9716 USD
Underlying	ELI LILLY AND COMPANY
Underlying price (date)	726.31 (24/04/19)
Settlement price (date)	787.03 (24/04/19)
Open Interest	0

Performance and Risk

	6m	1Y	3Y
Perf (%)	+20.94%	+95.65%	-
Perf (abs.)	+136.28	+384.76	-
Beta	-	-	-
Volatility	29.32	31.22	-

Futures and Options

Related Futures	-
Related Options	-












Information about previous performance does not guarantee future performance.
Source: FactSet

Price data

Ø price 5 days Ø volume 5 days (pcs.)	807.807 USD (0)
Ø price 30 days Ø volume 30 days (pcs.)	824.417 USD (0)
Ø price 100 days Ø volume 100 days (pcs.)	743.630 USD (0)
Ø price 250 days Ø volume 250 days (pcs.)	634.098 USD (0)
YTD High date	857.257 USD (2024/03/04)
YTD Low date	630.037 USD (2024/01/02)
52 Weeks High date	857.257 USD (2024/03/04)
52 Weeks Low date	403.731 USD (2023/04/20)

Recent Research

on underlying	on sector	on market		
Date			Headline	Download
2024/04/03			Global Equity Ratings	
2024/03/13			Global Equity Ratings	
2024/02/22			Global Equity Ratings	
2024/02/14			Global Equity Ratings	
2024/01/23			Global Equity Ratings	