

NESTLÉ S.A. FUTURE (NESG) - EUX/202512

2024/10/18 19:07:20

Price
84.5146 CHF

Difference  **-0.08% (-0.06)**

General attributes

Symbol	NESGZ25
Exchange	Eurex
Currency	CHF
Security type	Future
Underlying	NESTLÉ SA
Maturity	12-2025
Contract size	100

Market data

Bid (Bid size)	- CHF (-)
Ask (Ask size)	- CHF (-)
Open	84.5146 CHF
High	84.5146 CHF
Low	84.5146 CHF
Close (prev. day)	84.5786 CHF
Underlying	NESTLÉ SA
Underlying price (date)	85.98 (24/10/18)
Settlement price (date)	84.51 (24/10/18)
Open Interest	0

Performance and Risk

	6m	1Y	3Y
Perf (%)	-6.84%	-16.22%	-
Perf (abs.)	-6.20	-16.37	-
Beta	-	-	-
Volatility	17.35	16.73	-

Futures and Options

Related Futures	-
Related Options	-

5Y












Information about previous performance does not guarantee future performance.
Source: FactSet

Price data

Ø price 5 days Ø volume 5 days (pcs.)	83.3390 CHF (0)
Ø price 30 days Ø volume 30 days (pcs.)	83.5685 CHF (0)
Ø price 100 days Ø volume 100 days (pcs.)	88.7443 CHF (0)
Ø price 250 days Ø volume 250 days (pcs.)	92.0821 CHF (0)
YTD High date	98.0452 CHF (2024/06/06)
YTD Low date	80.5545 CHF (2024/09/20)
52 Weeks High date	98.6029 CHF (2023/11/02)
52 Weeks Low date	80.5545 CHF (2024/09/20)

Recent Research

on underlying	on sector	on market	
Date		Headline	Download
2024/09/27		Global Equity Ratings	
2024/09/11		Global Equity Ratings	
2024/09/05		Global Equity Ratings	
2024/08/12		Global Equity Ratings	
2024/07/24		Global Equity Ratings	