

# NESTLÉ S.A. FUTURE (NESG) - EUX/202512

2024/08/07 18:43:24

Price  
**88.0001** CHF

Difference  2.11% (1.82)

### General attributes

Symbol	NESGZ25
Exchange	Eurex
Currency	CHF
Security type	Future
Underlying	NESTLÉ SA
Maturity	12-2025
Contract size	100

### Market data

Bid (Bid size)	- CHF (-)
Ask (Ask size)	- CHF (-)
Open	88.0001 CHF
High	88.0001 CHF
Low	88.0001 CHF
Close (prev. day)	86.1781 CHF
Underlying	NESTLÉ SA
Underlying price (date)	89.28 (24/08/07)
Settlement price (date)	88.00 (24/08/07)
Open Interest	0

### Performance and Risk

	6m	1Y	3Y
Perf (%)	-11.23%	-16.68%	-
Perf (abs.)	-10.90	-17.25	-
Beta	-	-	-
Volatility	19.03	17.01	-

### Futures and Options

Related Futures	-
Related Options	-

5Y












Information about previous performance does not guarantee future performance.  
Source: FactSet

### Price data

Ø price 5 days   Ø volume 5 days (pcs.)	87.2178 CHF (0)
Ø price 30 days   Ø volume 30 days (pcs.)	90.7147 CHF (0)
Ø price 100 days   Ø volume 100 days (pcs.)	92.4207 CHF (0)
Ø price 250 days   Ø volume 250 days (pcs.)	95.7251 CHF (0)
YTD High   date	98.0452 CHF (2024/06/06)
YTD Low   date	85.8639 CHF (2024/08/05)
52 Weeks High   date	107.2800 CHF (2023/09/21)
52 Weeks Low   date	85.8639 CHF (2024/08/05)

### Recent Research

on underlying	on sector	on market	
Date		Headline	Download
2024/07/24		Global Equity Ratings	
2024/07/12		Global Equity Ratings	
2024/06/21		Global Equity Ratings	
2024/06/14		Global Equity Ratings	
2024/05/29		Global Equity Ratings	