

## ADIDAS AG FUTURE (ADSG) - EUX/202512

2024/08/15 18:47:37

Price  
**226.6697** EURDifference  0.55% (1.24)

## General attributes

Symbol	ADSGZ25
Exchange	Eurex
Currency	EUR
Security type	Future
Underlying	ADIDAS AG
Maturity	12-2025
Contract size	100

## Market data

Bid (Bid size)	- EUR (-)
Ask (Ask size)	- EUR (-)
Open	226.6697 EUR
High	226.6697 EUR
Low	226.6697 EUR
Close (prev. day)	225.4337 EUR
Underlying	ADIDAS AG
Underlying price (date)	218.70 (24/08/16)
Settlement price (date)	226.67 (24/08/15)
Open Interest	0

## Performance and Risk

	6m	1Y	3Y
Perf (%)	+24.12%	+16.66%	-
Perf (abs.)	+44.05	+32.37	-
Beta	-	-	-
Volatility	25.84	27.49	-

## Futures and Options

Related Futures	-
Related Options	-

5Y











Information about previous performance does not guarantee future performance.  
Source: FactSet

## Price data

Ø price 5 days   Ø volume 5 days (pcs.)	223.3478 EUR (0)
Ø price 30 days   Ø volume 30 days (pcs.)	233.8468 EUR (0)
Ø price 100 days   Ø volume 100 days (pcs.)	232.0059 EUR (0)
Ø price 250 days   Ø volume 250 days (pcs.)	206.6403 EUR (0)
YTD High   date	246.7692 EUR (2024/07/30)
YTD Low   date	172.6084 EUR (2024/01/19)
52 Weeks High   date	246.7692 EUR (2024/07/30)
52 Weeks Low   date	38.2850 EUR (2023/12/14)

## Recent Research

on underlying	on sector	on market	
Date		Headline	Download
2024/08/12		Global Equity Ratings	
2024/07/24		Global Equity Ratings	
2024/07/12		Global Equity Ratings	
2024/06/21		Global Equity Ratings	
2024/06/14		Global Equity Ratings	