

ADIDAS AG FUTURE (ADSG) - EUX/202512

2024/07/11 19:04:03

Price
236.5224 EURDifference  2.04% (4.72)

General attributes

Symbol	ADSGZ25
Exchange	Eurex
Currency	EUR
Security type	Future
Underlying	ADIDAS AG
Maturity	12-2025
Contract size	100

Market data

Bid (Bid size)	- EUR (-)
Ask (Ask size)	- EUR (-)
Open	236.5224 EUR
High	236.5224 EUR
Low	236.5224 EUR
Close (prev. day)	231.8011 EUR
Underlying	ADIDAS AG
Underlying price (date)	225.80 (24/07/11)
Settlement price (date)	236.52 (24/07/11)
Open Interest	0

Performance and Risk

	6m	1Y	3Y
Perf (%)	+26.98%	+26.66%	-
Perf (abs.)	+50.26	+49.79	-
Beta	-	-	-
Volatility	26.70	27.62	-

Futures and Options

Related Futures	-
Related Options	-

5Y












Information about previous performance does not guarantee future performance.
Source: FactSet

Price data

Ø price 5 days Ø volume 5 days (pcs.)	230.9431 EUR (0)
Ø price 30 days Ø volume 30 days (pcs.)	234.2064 EUR (0)
Ø price 100 days Ø volume 100 days (pcs.)	223.8779 EUR (0)
Ø price 250 days Ø volume 250 days (pcs.)	202.6406 EUR (0)
YTD High date	243.9730 EUR (2024/06/03)
YTD Low date	172.6084 EUR (2024/01/19)
52 Weeks High date	243.9730 EUR (2024/06/03)
52 Weeks Low date	38.2850 EUR (2023/12/14)

Recent Research

on underlying	on sector	on market	
Date		Headline	Download
2024/06/21		Global Equity Ratings	
2024/06/14		Global Equity Ratings	
2024/05/29		Global Equity Ratings	
2024/04/26		Global Equity Ratings	
2024/04/03		Global Equity Ratings	