

## BRISTOL-MYERS SQUIBB CO. FUTURE (BMYF) - EUX/202512

2024/08/15 18:47:45

Price  
**48.8569** USDDifference  1.29% (0.62)

## General attributes

Symbol	BMYFZ25
Exchange	Eurex
Currency	USD
Security type	Future
Underlying	BRISTOL-MYERS SQUIBB CO.
Maturity	12-2025
Contract size	100

## Market data

Bid (Bid size)	- USD (-)
Ask (Ask size)	- USD (-)
Open	48.8569 USD
High	48.8569 USD
Low	48.8569 USD
Close (prev. day)	48.2367 USD
Underlying	BRISTOL-MYERS SQUIBB CO.
Underlying price (date)	49.11 (24/08/15)
Settlement price (date)	48.86 (24/08/15)
Open Interest	0

## Performance and Risk

	6m	1Y	3Y
Perf (%)	-2.09%	-24.05%	-
Perf (abs.)	-1.04	-15.47	-
Beta	-	-	-
Volatility	31.54	27.73	-

## Futures and Options

Related Futures	-
Related Options	-












Information about previous performance does not guarantee future performance.  
Source: FactSet

## Price data

Ø price 5 days   Ø volume 5 days (pcs.)	47.7926 USD (0)
Ø price 30 days   Ø volume 30 days (pcs.)	44.8673 USD (0)
Ø price 100 days   Ø volume 100 days (pcs.)	44.7502 USD (0)
Ø price 250 days   Ø volume 250 days (pcs.)	50.2741 USD (0)
YTD High   date	54.6773 USD (2024/03/12)
YTD Low   date	39.4263 USD (2024/07/05)
52 Weeks High   date	64.8143 USD (2023/08/17)
52 Weeks Low   date	39.4263 USD (2024/07/05)

## Recent Research

on underlying	on sector	on market	
Date		Headline	Download
2024/08/12		Global Equity Ratings	
2024/07/24		Global Equity Ratings	
2024/07/12		Global Equity Ratings	
2024/06/21		Global Equity Ratings	
2024/06/14		Global Equity Ratings	