

BRISTOL-MYERS SQUIBB CO. FUTURE (BMYF) - EUX/202512

2024/07/10 18:33:51

Price
40.7727 USDDifference  1.55% (0.62)

General attributes

Symbol	BMYFZ25
Exchange	Eurex
Currency	USD
Security type	Future
Underlying	BRISTOL-MYERS SQUIBB CO.
Maturity	12-2025
Contract size	100

Market data

Bid (Bid size)	- USD (-)
Ask (Ask size)	- USD (-)
Open	40.7727 USD
High	40.7727 USD
Low	40.7727 USD
Close (prev. day)	40.1501 USD
Underlying	BRISTOL-MYERS SQUIBB CO.
Underlying price (date)	41.12 (24/07/10)
Settlement price (date)	40.77 (24/07/10)
Open Interest	0

Performance and Risk

	6m	1Y	3Y
Perf (%)	-19.88%	-37.36%	-
Perf (abs.)	-10.12	-24.32	-
Beta	-	-	-
Volatility	25.61	24.12	-

Futures and Options

Related Futures	-
Related Options	-












Information about previous performance does not guarantee future performance.
Source: FactSet

Price data

Ø price 5 days Ø volume 5 days (pcs.)	39.8673 USD (0)
Ø price 30 days Ø volume 30 days (pcs.)	40.7817 USD (0)
Ø price 100 days Ø volume 100 days (pcs.)	46.4545 USD (0)
Ø price 250 days Ø volume 250 days (pcs.)	52.2055 USD (0)
YTD High date	54.6773 USD (2024/03/12)
YTD Low date	39.4263 USD (2024/07/05)
52 Weeks High date	67.7090 USD (2023/07/24)
52 Weeks Low date	39.4263 USD (2024/07/05)

Recent Research

on underlying	on sector	on market		
Date			Headline	Download
2024/06/21			Global Equity Ratings	
2024/06/14			Global Equity Ratings	
2024/05/29			Global Equity Ratings	
2024/04/26			Global Equity Ratings	
2024/04/03			Global Equity Ratings	