

AMERICAN AIRLINES GROUP INC. FUTURE (ALFF) - EUX/202512

2024/09/18 18:40:13

Price
11.2272 USD

Difference  -1.00% (-0.11)

General attributes

Symbol	ALFFZ25
Exchange	Eurex
Currency	USD
Security type	Future
Underlying	AMERICAN AIRLINES GROUP INC.
Maturity	12-2025
Contract size	100

Market data

Bid (Bid size)	- USD (-)
Ask (Ask size)	- USD (-)
Open	11.2272 USD
High	11.2272 USD
Low	11.2272 USD
Close (prev. day)	11.3409 USD
Underlying	AMERICAN AIRLINES GROUP INC.
Underlying price (date)	11.03 (24/09/18)
Settlement price (date)	11.23 (24/09/18)
Open Interest	0

Performance and Risk

	6m	1Y	3Y
Perf (%)	-24.57%	-20.50%	-
Perf (abs.)	-3.66	-2.89	-
Beta	-	-	-
Volatility	40.67	41.53	-

Futures and Options

Related Futures	-
Related Options	-

5Y







Information about previous performance does not guarantee future performance.
Source: FactSet

Price data

Ø price 5 days Ø volume 5 days (pcs.)	11.1674 USD (0)
Ø price 30 days Ø volume 30 days (pcs.)	10.6429 USD (0)
Ø price 100 days Ø volume 100 days (pcs.)	11.8280 USD (0)
Ø price 250 days Ø volume 250 days (pcs.)	13.2848 USD (0)
YTD High date	16.5155 USD (2024/02/27)
YTD Low date	9.5356 USD (2024/08/06)
52 Weeks High date	16.5155 USD (2024/02/27)
52 Weeks Low date	9.5356 USD (2024/08/06)

Recent Research

on sector	on market		
Date		Headline	Download
2024/09/11		Global Equity Ratings	
2024/09/05		Global Equity Ratings	
2024/08/12		Global Equity Ratings	
2024/07/24		Global Equity Ratings	
2024/07/12		Global Equity Ratings	