

# AMERICAN AIRLINES GROUP INC. FUTURE (ALFF) - EUX/202512

2024/07/26 18:34:50

Price  
**10.6119** USD

Difference  -2.80% (-0.31)

### General attributes

Symbol	ALFFZ25
Exchange	Eurex
Currency	USD
Security type	Future
Underlying	AMERICAN AIRLINES GROUP INC.
Maturity	12-2025
Contract size	100

### Market data

Bid (Bid size)	- USD (-)
Ask (Ask size)	- USD (-)
Open	10.6119 USD
High	10.6119 USD
Low	10.6119 USD
Close (prev. day)	10.9177 USD
Underlying	AMERICAN AIRLINES GROUP INC.
Underlying price (date)	10.62 (24/07/26)
Settlement price (date)	10.61 (24/07/26)
Open Interest	0

### Performance and Risk

	6m	1Y	3Y
Perf (%)	-33.40%	-40.55%	-
Perf (abs.)	-5.32	-7.24	-
Beta	-	-	-
Volatility	40.79	40.44	-

### Futures and Options

Related Futures	-
Related Options	-

5Y











Information about previous performance does not guarantee future performance.  
Source: FactSet

### Price data

Ø price 5 days   Ø volume 5 days (pcs.)	10.7827 USD (0)
Ø price 30 days   Ø volume 30 days (pcs.)	11.3096 USD (0)
Ø price 100 days   Ø volume 100 days (pcs.)	13.4710 USD (0)
Ø price 250 days   Ø volume 250 days (pcs.)	14.0422 USD (0)
YTD High   date	16.5155 USD (2024/02/27)
YTD Low   date	10.5782 USD (2024/07/24)
52 Weeks High   date	17.9987 USD (2023/07/28)
52 Weeks Low   date	10.5782 USD (2024/07/24)

### Recent Research

on sector	on market		
Date		Headline	Download
2024/07/24		Global Equity Ratings	
2024/07/12		Global Equity Ratings	
2024/06/21		Global Equity Ratings	
2024/06/14		Global Equity Ratings	
2024/05/29		Global Equity Ratings	