

ABBVIE INC. FUTURE (ABVF) - EUX/202512

2024/06/25 19:05:10

Price
174.5019 USD

Difference  **-0.64% (-1.13)**

General attributes

Symbol	ABVFZ25
Exchange	Eurex
Currency	USD
Security type	Future
Underlying	ABBVIE INC.
Maturity	12-2025
Contract size	100

Market data

Bid (Bid size)	- USD (-)
Ask (Ask size)	- USD (-)
Open	174.5019 USD
High	174.5019 USD
Low	174.5019 USD
Close (prev. day)	175.627 USD
Underlying	ABBVIE INC.
Underlying price (date)	170.75 (24/06/25)
Settlement price (date)	174.50 (24/06/25)
Open Interest	0

Performance and Risk

	6m	1Y	3Y
Perf (%)	+11.93%	+26.55%	-
Perf (abs.)	+18.60	+36.61	-
Beta	-	-	-
Volatility	18.40	20.85	-

Futures and Options

Related Futures	-
Related Options	-

5Y












Information about previous performance does not guarantee future performance.
Source: FactSet

Price data

Ø price 5 days Ø volume 5 days (pcs.)	175.1442 USD (0)
Ø price 30 days Ø volume 30 days (pcs.)	168.2647 USD (0)
Ø price 100 days Ø volume 100 days (pcs.)	174.1452 USD (0)
Ø price 250 days Ø volume 250 days (pcs.)	160.3509 USD (0)
YTD High date	186.2299 USD (2024/03/12)
YTD Low date	158.3627 USD (2024/05/29)
52 Weeks High date	186.2299 USD (2024/03/12)
52 Weeks Low date	69.5356 USD (2023/12/14)

Recent Research

on underlying	on sector	on market	
Date		Headline	Download
2024/06/21		Global Equity Ratings	
2024/06/14		Global Equity Ratings	
2024/05/29		Global Equity Ratings	
2024/04/26		Global Equity Ratings	
2024/04/03		Global Equity Ratings	