

3M CO. FUTURE (MMMFM) - EUX/202512

2024/07/17 18:45:59

Price
107.3274 USDDifference  1.65% (1.74)

General attributes

Symbol	MMMFM25
Exchange	Eurex
Currency	USD
Security type	Future
Underlying	3M COMPANY
Maturity	12-2025
Contract size	100

Market data

Bid (Bid size)	- USD (-)
Ask (Ask size)	- USD (-)
Open	107.3274 USD
High	107.3274 USD
Low	107.3274 USD
Close (prev. day)	105.5857 USD
Underlying	3M COMPANY
Underlying price (date)	104.64 (24/07/17)
Settlement price (date)	107.33 (24/07/17)
Open Interest	0

Performance and Risk

	6m	1Y	3Y
Perf (%)	+3.42%	+9.74%	-
Perf (abs.)	+3.55	+9.53	-
Beta	-	-	-
Volatility	38.92	33.93	-

Futures and Options

Related Futures	-
Related Options	-

5Y












Information about previous performance does not guarantee future performance.
Source: FactSet

Price data

Ø price 5 days Ø volume 5 days (pcs.)	106.6959 USD (0)
Ø price 30 days Ø volume 30 days (pcs.)	104.8611 USD (0)
Ø price 100 days Ø volume 100 days (pcs.)	98.6924 USD (0)
Ø price 250 days Ø volume 250 days (pcs.)	97.1183 USD (0)
YTD High date	109.3257 USD (2024/05/17)
YTD Low date	87.5734 USD (2024/04/16)
52 Weeks High date	110.2970 USD (2023/07/28)
52 Weeks Low date	82.5098 USD (2023/10/23)

Recent Research

on underlying	on sector	on market		
Date			Headline	Download
2023/06/06			Global Equity Ratings	
2023/06/01			Global Equity Ratings	
2023/05/24			Global Equity Ratings	
2023/05/03			Global Equity Ratings	
2023/04/25			Global Equity Ratings	