

# MERCK & CO. INC. FUTURE (MCCF) - EUX/202512

2024/08/20 18:50:52

Price  
**116.9447** USD

Difference  0.61% (0.71)

### General attributes

Symbol	MCCFZ25
Exchange	Eurex
Currency	USD
Security type	Future
Underlying	MERCK & CO. INC.
Maturity	12-2025
Contract size	100

### Market data

Bid (Bid size)	- USD (-)
Ask (Ask size)	- USD (-)
Open	116.9447 USD
High	116.9447 USD
Low	116.9447 USD
Close (prev. day)	116.237 USD
Underlying	MERCK & CO. INC.
Underlying price (date)	115.14 (24/08/20)
Settlement price (date)	116.94 (24/08/20)
Open Interest	0

### Performance and Risk

	6m	1Y	3Y
Perf (%)	-12.23%	+3.56%	-
Perf (abs.)	-16.30	+4.02	-
Beta	-	-	-
Volatility	22.19	20.47	-

### Futures and Options

Related Futures	-
Related Options	-











5Y

Information about previous performance does not guarantee future performance.  
Source: FactSet

### Price data

Ø price 5 days   Ø volume 5 days (pcs.)	115.6731 USD (0)
Ø price 30 days   Ø volume 30 days (pcs.)	122.7922 USD (0)
Ø price 100 days   Ø volume 100 days (pcs.)	130.6356 USD (0)
Ø price 250 days   Ø volume 250 days (pcs.)	121.9604 USD (0)
YTD High   date	138.7687 USD (2024/06/26)
YTD Low   date	113.3671 USD (2024/08/07)
52 Weeks High   date	138.7687 USD (2024/06/26)
52 Weeks Low   date	102.0835 USD (2023/11/29)

### Recent Research

on underlying	on sector	on market	
Date		Headline	Download
2024/08/12		Global Equity Ratings	
2024/07/24		Global Equity Ratings	
2024/07/12		Global Equity Ratings	
2024/06/21		Global Equity Ratings	
2024/06/14		Global Equity Ratings	