

## JOHNSON &amp; JOHNSON FUTURE (JNJF) - EUX/202512

2024/08/07 18:43:18

Price  
**162.5488** USDDifference  0.35% (0.56)

## General attributes

Symbol	JNJFZ25
Exchange	Eurex
Currency	USD
Security type	Future
Underlying	JOHNSON & JOHNSON
Maturity	12-2025
Contract size	100

## Market data

Bid (Bid size)	- USD (-)
Ask (Ask size)	- USD (-)
Open	162.5488 USD
High	162.5488 USD
Low	162.5488 USD
Close (prev. day)	161.9857 USD
Underlying	JOHNSON & JOHNSON
Underlying price (date)	158.90 (24/08/07)
Settlement price (date)	162.55 (24/08/07)
Open Interest	0

## Performance and Risk

	6m	1Y	3Y
Perf (%)	+0.29%	-10.21%	-
Perf (abs.)	+0.47	-18.49	-
Beta	-	-	-
Volatility	16.14	15.68	-

## Futures and Options

Related Futures	-
Related Options	-










5Y

Information about previous performance does not guarantee future performance.  
Source: FactSet

## Price data

Ø price 5 days   Ø volume 5 days (pcs.)	162.8058 USD (0)
Ø price 30 days   Ø volume 30 days (pcs.)	156.3424 USD (0)
Ø price 100 days   Ø volume 100 days (pcs.)	154.7386 USD (0)
Ø price 250 days   Ø volume 250 days (pcs.)	160.1308 USD (0)
YTD High   date	168.3750 USD (2024/03/01)
YTD Low   date	148.4012 USD (2024/04/17)
52 Weeks High   date	183.0660 USD (2023/08/15)
52 Weeks Low   date	148.4012 USD (2024/04/17)

## Recent Research

on underlying	on sector	on market	
Date		Headline	Download
2024/07/24		Global Equity Ratings	
2024/07/12		Global Equity Ratings	
2024/06/21		Global Equity Ratings	
2024/06/14		Global Equity Ratings	
2024/05/29		Global Equity Ratings	