

JOHNSON & JOHNSON FUTURE (JNJF) - EUX/202512

2024/07/16 18:50:37

Price
153.2784 USDDifference  0.26% (0.40)

General attributes

Symbol	JNJFZ25
Exchange	Eurex
Currency	USD
Security type	Future
Underlying	JOHNSON & JOHNSON
Maturity	12-2025
Contract size	100

Market data

Bid (Bid size)	- USD (-)
Ask (Ask size)	- USD (-)
Open	153.2784 USD
High	153.2784 USD
Low	153.2784 USD
Close (prev. day)	152.8784 USD
Underlying	JOHNSON & JOHNSON
Underlying price (date)	151.01 (24/07/16)
Settlement price (date)	153.28 (24/07/16)
Open Interest	0

Performance and Risk

	6m	1Y	3Y
Perf (%)	-7.42%	-7.46%	-
Perf (abs.)	-12.29	-12.35	-
Beta	-	-	-
Volatility	14.16	16.68	-

Futures and Options

Related Futures	-
Related Options	-













Information about previous performance does not guarantee future performance.
Source: FactSet

Price data

Ø price 5 days Ø volume 5 days (pcs.)	152.8551 USD (0)
Ø price 30 days Ø volume 30 days (pcs.)	150.7142 USD (0)
Ø price 100 days Ø volume 100 days (pcs.)	155.5348 USD (0)
Ø price 250 days Ø volume 250 days (pcs.)	161.3683 USD (0)
YTD High date	168.3750 USD (2024/03/01)
YTD Low date	148.4012 USD (2024/04/17)
52 Weeks High date	184.3391 USD (2023/07/28)
52 Weeks Low date	148.4012 USD (2024/04/17)

Recent Research

on underlying	on sector	on market	
Date		Headline	Download
2024/07/12		Global Equity Ratings	
2024/06/21		Global Equity Ratings	
2024/06/14		Global Equity Ratings	
2024/05/29		Global Equity Ratings	
2024/04/26		Global Equity Ratings	

5Y